

For Research Use Only

TCTN1 Polyclonal antibody

Catalog Number: 15004-1-AP **27 Publications**



Basic Information

Catalog Number: 15004-1-AP	GenBank Accession Number: BC062611	Purification Method: Antigen affinity purification
Size: 150ul , Concentration: 400 µg/ml by Nanodrop and 233 µg/ml by Bradford method using BSA as the standard;	GeneID (NCBI): 79600	Recommended Dilutions: WB 1:500-1:1000 IHC 1:20-1:200 IF 1:50-1:500
Source: Rabbit	Full Name: tectonic family member 1	
Isotype: IgG	Calculated MW: 64 kDa	
Immunogen Catalog Number: AG6099	Observed MW: 55-64 kDa	

Applications

Tested Applications: IF, IHC, WB, ELISA	Positive Controls: WB : fetal human brain tissue, mouse brain tissue, rat brain tissue
Cited Applications: IF, WB	IHC : human kidney tissue,
Species Specificity: human, mouse, rat	IF : human kidney tissue,
Cited Species: human, mouse, zebrafish	

Note-IHC: suggested antigen retrieval with TE buffer pH 9.0; (*) Alternatively, antigen retrieval may be performed with citrate buffer pH 6.0

Background Information

Tectonic-1, encoded by TCTN1 (TECT1) gene, belongs to the tectonic family of secreted and transmembrane proteins. Tectonic-1 is a component of the tectonic-like complex, a complex localized at the transition zone of primary cilia and acting as a barrier that prevents diffusion of transmembrane proteins between the cilia and plasma membranes. Multiple transcript variants encoding different isoforms have been found for this gene. Defects in TCTN1 are the cause of Joubert syndrome type 13 (JBTS13), a disorder presenting with cerebellar ataxia, oculomotor apraxia, hypotonia, neonatal breathing abnormalities and psychomotor delay. During neural tube development, mouse Tectonic is required for formation of the most ventral cell types and for full Hedgehog (Hh) pathway activation. Epistasis analyses reveal that Tectonic modulates Hh signal transduction downstream of Smoothened (Smo) and Rab23.

Notable Publications

Author	Pubmed ID	Journal	Application
Philipp P Prosseda	28871046	J Cell Sci	IF
Laura Vuolo	30320547	Elife	IF
Eunji Jung	31914703	FASEB J	IF

Storage

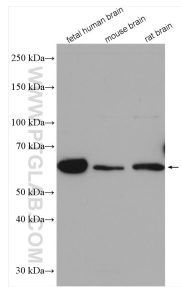
Storage:
Store at -20°C. Stable for one year after shipment.
Storage Buffer:
PBS with 0.02% sodium azide and 50% glycerol pH 7.3.
Aliquoting is unnecessary for -20°C storage

***** 20ul sizes contain 0.1% BSA**

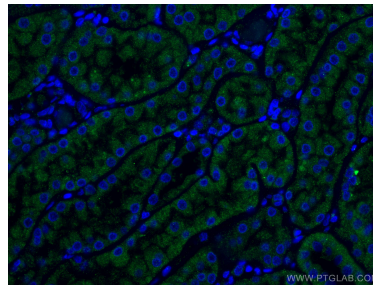
For technical support and original validation data for this product please contact:
T: 1 (888) 4PTGLAB (1-888-478-4522) (toll free in USA), or 1(312) 455-8498 (outside USA)
E: proteintech@ptglab.com
W: ptglab.com

This product is exclusively available under Proteintech Group brand and is not available to purchase from any other manufacturer.

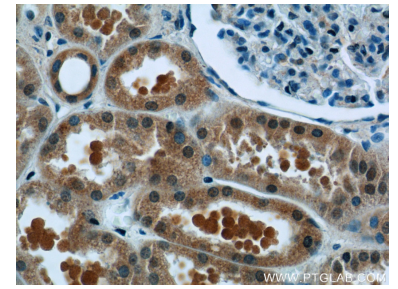
Selected Validation Data



Various lysates were subjected to SDS PAGE followed by western blot with 15004-1-AP (TCTN1 antibody) at dilution of 1:800 incubated at room temperature for 1.5 hours.



Immunofluorescent analysis of (4% PFA) fixed human kidney tissue using TCTN1 antibody (15004-1-AP) at dilution of 1:200 and CoraLite®488-Conjugated AffiniPure Goat Anti-Rabbit IgG(H+L).



Immunohistochemical analysis of paraffin-embedded human kidney tissue slide using 15004-1-AP (TCTN1 Antibody) at dilution of 1:50 (under 40x lens).