

For Research Use Only

# TLR3 Polyclonal antibody

Catalog Number: 17766-1-AP **16 Publications**



## Basic Information

<b>Catalog Number:</b> 17766-1-AP	<b>GenBank Accession Number:</b> BC094737	<b>Purification Method:</b> Antigen affinity purification
<b>Size:</b> 150ul , Concentration: 450 µg/ml by Nanodrop;	<b>GeneID (NCBI):</b> 7098	<b>Recommended Dilutions:</b> IHC 1:50-1:500
<b>Source:</b> Rabbit	<b>UNIPROT ID:</b> O15455	
<b>Isotype:</b> IgG	<b>Full Name:</b> toll-like receptor 3	
<b>Immunogen Catalog Number:</b> AG12171	<b>Calculated MW:</b> 904 aa, 104 kDa	

## Applications

<b>Tested Applications:</b> FC, IHC, ELISA	<b>Positive Controls:</b> IHC : human tonsillitis tissue,
<b>Cited Applications:</b> IHC	
<b>Species Specificity:</b> human	
<b>Cited Species:</b> human, mouse	

**Note-IHC: suggested antigen retrieval with TE buffer pH 9.0; (\*) Alternatively, antigen retrieval may be performed with citrate buffer pH 6.0**

## Background Information

TLR3 belongs to the Toll-like receptor family which are important in the innate immune response to pathogens. TLRs are highly conserved from Drosophila to humans and share structural and functional similarities. TLR3 is a nucleotide-sensing TLR which is activated by double-stranded RNA. Upon recognition of dsRNA, TLR3 transmits signals via the adaptor protein TICAM-1/TRIF, leading to the induction of type I IFN, cytokine/chemokine production and dendritic cell (DC) maturation (PMID: 18262679).

## Notable Publications

Author	Pubmed ID	Journal	Application
Matthew Charman	34621686	Front Cell Infect Microbiol	
Yingmei Luo	34956614	Toxicol Res (Camb)	
Yanru Fei	31676570	RNA	

## Storage

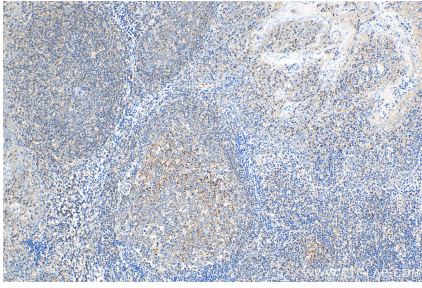
**Storage:**  
Store at -20°C. Stable for one year after shipment.  
**Storage Buffer:**  
PBS with 0.02% sodium azide and 50% glycerol pH 7.3.  
Aliquoting is unnecessary for -20°C storage

\*\*\* 20ul sizes contain 0.1% BSA

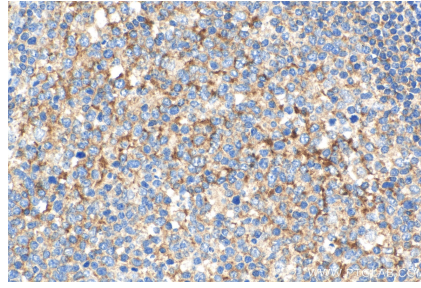
For technical support and original validation data for this product please contact:  
T: 1 (888) 4PTGLAB (1-888-478-4522) (toll free in USA), or 1(312) 455-8498 (outside USA)  
E: proteintech@ptglab.com  
W: ptglab.com

This product is exclusively available under Proteintech Group brand and is not available to purchase from any other manufacturer.

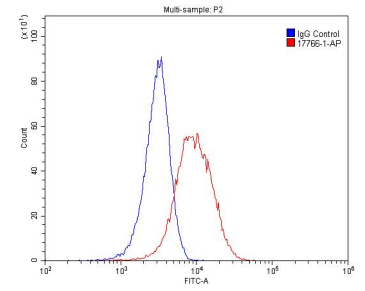
## Selected Validation Data



Immunohistochemical analysis of paraffin-embedded human tonsillitis tissue slide using 17766-1-AP (TLR3 antibody) at dilution of 1:200 (under 10x lens). Heat mediated antigen retrieval with Tris-EDTA buffer (pH 9.0).



Immunohistochemical analysis of paraffin-embedded human tonsillitis tissue slide using 17766-1-AP (TLR3 antibody) at dilution of 1:200 (under 40x lens). Heat mediated antigen retrieval with Tris-EDTA buffer (pH 9.0).



$1 \times 10^6$  HeLa cells were stained with 0.2ug TLR3 antibody (17766-1-AP, red) and control antibody (blue). Alexa Fluor 488-conjugated AffiniPure Goat Anti-Rabbit IgG(H+L) with dilution 1:1500. Cells were fixed with 4% PFA and permeabilized with 0.1% Triton X-100.