

For Research Use Only

# IFIT1 Polyclonal antibody

Catalog Number: 23247-1-AP

Featured Product

25 Publications



## Basic Information

<b>Catalog Number:</b> 23247-1-AP	<b>GenBank Accession Number:</b> BC007091	<b>Purification Method:</b> Antigen Affinity purified
<b>Size:</b> 150ul, Concentration: 600 µg/ml by Nanodrop;	<b>GeneID (NCBI):</b> 3434	<b>Recommended Dilutions:</b> WB 1:1000-1:4000 IHC 1:200-1:800 IF 1:200-1:800
<b>Source:</b> Rabbit	<b>Full Name:</b> interferon-induced protein with tetratricopeptide repeats 1	
<b>Isotype:</b> IgG	<b>Calculated MW:</b> 478 aa, 55 kDa	
<b>Immunogen Catalog Number:</b> AG19691	<b>Observed MW:</b> 55 kDa	

## Applications

### Tested Applications:

IF, IHC, WB, ELISA

### Cited Applications:

IF, IHC, WB

### Species Specificity:

human, mouse, monkey

### Cited Species:

human, mouse

**Note-IHC: suggested antigen retrieval with TE buffer pH 9.0; (\*) Alternatively, antigen retrieval may be performed with citrate buffer pH 6.0**

### Positive Controls:

WB: IFN beta treated HeLa cells,

IHC: human kidney tissue, human breast cancer tissue, human liver cancer tissue

IF: HeLa cells,

## Background Information

IFIT1, also known as glucocorticoid-attenuated response gene 16 protein (GARG-16), is a 463 amino acid protein belonging to the IFIT family. IFIT genes comprise a large family with three (IFIT1, IFIT2, and IFIT3) and four (IFIT1, IFIT2, IFIT3, and IFIT5) members in mice and humans, respectively. IFIT1 specifically bound virus PPP-RNA forms a complex with IFIT2 and IFIT3 to sequester the viral PPP-RNA and prevent virus replication.

## Notable Publications

Author	Pubmed ID	Journal	Application
Zhangtao Jiang	27681138	J Virol	WB
Gaurav Raikhy	31292244	J Virol	IF
Matthew L Scott	31666385	J Virol	WB

## Storage

### Storage:

Store at -20°C. Stable for one year after shipment.

### Storage Buffer:

PBS with 0.02% sodium azide and 50% glycerol pH 7.3.

Aliquoting is unnecessary for -20°C storage

\*\*\* 20ul sizes contain 0.1% BSA

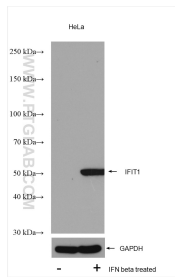
For technical support and original validation data for this product please contact:

T: 1 (888) 4PTGLAB (1-888-478-4522) (toll free in USA), or 1(312) 455-8498 (outside USA)

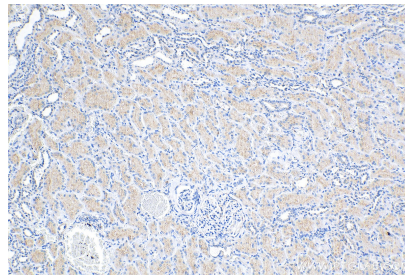
E: proteintech@ptglab.com  
W: ptglab.com

This product is exclusively available under Proteintech Group brand and is not available to purchase from any other manufacturer.

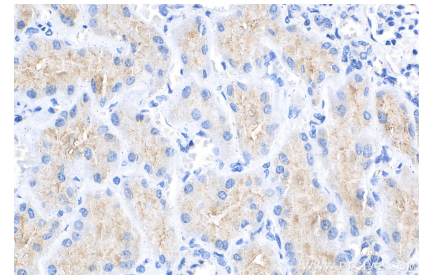
## Selected Validation Data



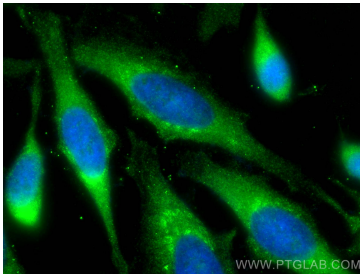
untreated and IFN beta treated HeLa cells were subjected to SDS PAGE followed by western blot with 23247-1-AP (IFIT1 antibody) at dilution of 1:2000 incubated at room temperature for 1.5 hours.



Immunohistochemical analysis of paraffin-embedded human kidney tissue slide using 23247-1-AP (IFIT1 antibody) at dilution of 1:400 (under 10x lens). Heat mediated antigen retrieval with Tris-EDTA buffer (pH 9.0).



Immunohistochemical analysis of paraffin-embedded human kidney tissue slide using 23247-1-AP (IFIT1 antibody) at dilution of 1:400 (under 40x lens). Heat mediated antigen retrieval with Tris-EDTA buffer (pH 9.0).



Immunofluorescent analysis of (-20°C Methanol) fixed HeLa cells using IFIT1 antibody (23247-1-AP) at dilution of 1:400 and CoraLite®488-Conjugated AffiniPure Goat Anti-Rabbit IgG(H+L).