

For Research Use Only

# p150 glued Polyclonal antibody

Catalog Number: 55182-1-AP **2 Publications**



## Basic Information

<b>Catalog Number:</b> 55182-1-AP	<b>GenBank Accession Number:</b> NM_004082	<b>Purification Method:</b> Antigen affinity purification
<b>Size:</b> 150ul, Concentration: 500 µg/ml by Nanodrop and 167 µg/ml by Bradford method using BSA as the standard;	<b>GeneID (NCBI):</b> 1639	<b>Recommended Dilutions:</b> WB 1:500-1:2000 IHC 1:20-1:200 IF 1:20-1:200
<b>Source:</b> Rabbit	<b>Full Name:</b> dynactin 1 (p150, glued homolog, Drosophila)	
<b>Isotype:</b> IgG	<b>Calculated MW:</b> 142 kDa	
	<b>Observed MW:</b> 135 kDa, 150 kDa	

## Applications

<b>Tested Applications:</b> IF, IHC, WB, ELISA	<b>Positive Controls:</b> WB: human brain tissue, Jurkat cells IHC: human brain tissue, IF: MDCK cells,
<b>Cited Applications:</b> IF, WB	
<b>Species Specificity:</b> human, Canine	
<b>Cited Species:</b> human, mussel	
<b>Note-IHC: suggested antigen retrieval with TE buffer pH 9.0; (*) Alternatively, antigen retrieval may be performed with citrate buffer pH 6.0</b>	

## Background Information

DCTN1, also named as DAP-150, p150-glued and p135, belongs to the dynactin 150 kDa subunit family. It is required for the cytoplasmic dynein-driven retrograde movement of vesicles and organelles along microtubules. Dynein-dynactin interaction is a key component of the mechanism of axonal transport of vesicles and organelles. Defects in DCTN1 are the cause of distal hereditary motor neuropathy type 7B (HMN7B). This antibody is specific to DCTN1.

## Notable Publications

Author	Pubmed ID	Journal	Application
Tianyu Wu	36395215	Science	IF
Jian-Wei Zheng	30007186	Ecotoxicol Environ Saf	WB

## Storage


**Storage:**  
Store at -20°C.  
**Storage Buffer:**  
PBS with 0.02% sodium azide and 50% glycerol pH 7.3.  
Aliquoting is unnecessary for -20°C storage

\*\*\* 20ul sizes contain 0.1% BSA

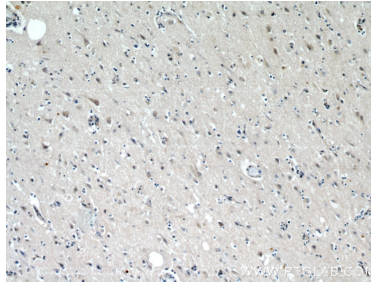
For technical support and original validation data for this product please contact:  
T: 1 (888) 4PTGLAB (1-888-478-4522) (toll free in USA), or 1(312) 455-8498 (outside USA)  
E: proteintech@ptglab.com  
W: ptglab.com

This product is exclusively available under Proteintech Group brand and is not available to purchase from any other manufacturer.

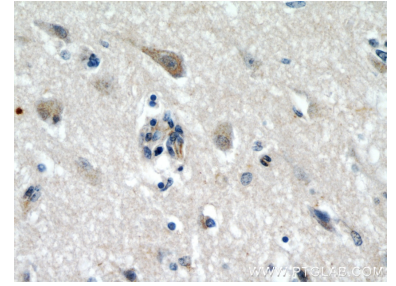
## Selected Validation Data



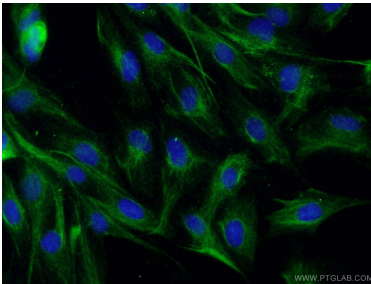
human brain tissue were subjected to SDS PAGE followed by western blot with 55182-1-AP (DCTN1 antibody) at dilution of 1:500 incubated at room temperature for 1.5 hours.



Immunohistochemical analysis of paraffin-embedded human brain using 55182-1-AP (DCTN1 antibody) at dilution of 1:50 (under 10x lens).



Immunohistochemical analysis of paraffin-embedded human brain using 55182-1-AP (DCTN1 antibody) at dilution of 1:50 (under 40x lens).



Immunofluorescent analysis of (-20°C Ethanol) fixed MDCK cells using 55182-1-AP (p150 glued antibody) at dilution of 1:50 and Alexa Fluor 488-conjugated AffiniPure Goat Anti-Rabbit IgG(H+L).