

For Research Use Only

TLR4 Monoclonal antibody

Catalog Number: 66350-1-Ig

Featured Product

118 Publications



Basic Information

Catalog Number: 66350-1-Ig	GenBank Accession Number: BC117422	Purification Method: Protein A purification
Size: 150ul , Concentration: 1700 µg/ml by Nanodrop and 1000 µg/ml by Bradford method using BSA as the standard;	GeneID (NCBI): 7099	CloneNo.: 3G9A4
Source: Mouse	UNIPROT ID: O00206	Recommended Dilutions: WB 1:1000-1:8000 IHC 1:50-1:500
Isotype: IgG2b	Full Name: toll-like receptor 4	
Immunogen Catalog Number: AG13857	Calculated MW: 839 aa, 96 kDa	
	Observed MW: 100-110 kDa	

Applications

Tested Applications: WB, IHC, ELISA	Positive Controls: WB : RAW 264.7 cells, pig liver tissue, NIH/3T3 cells, rat liver tissue IHC : human tonsillitis tissue,
Cited Applications: WB, IP, IF, IHC, CoIP	
Species Specificity: human, mouse, rat, pig	
Cited Species: human, rat, mouse, rabbit, pig	
Note-IHC: suggested antigen retrieval with TE buffer pH 9.0; (*) Alternatively, antigen retrieval may be performed with citrate buffer pH 6.0	

Background Information

TLR4, also named as CD284, belongs to the Toll-like receptor family. TLR4 interacts with LY96 and CD14 to mediate the innate immune response to bacterial lipopolysaccharide (LPS). TLR4 acts via MYD88, TIRAP and TRAF6, leading to NF-κB activation, cytokine secretion and the inflammatory response. Three alternatively spliced transcript variants that encode different protein isoforms have been described.

Notable Publications

Author	Pubmed ID	Journal	Application
Yanhui Zhu	36183949	J Ethnopharmacol	WB,IF
Kai Le	32944799	Inflamm Res	WB
Enkhmurun Chibaatar	32910356	J Mol Neurosci	WB

Storage

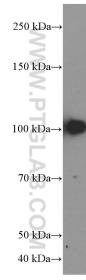
Storage:
Store at -20°C. Stable for one year after shipment.
Storage Buffer:
PBS with 0.02% sodium azide and 50% glycerol pH 7.3.
Aliquoting is unnecessary for -20°C storage

*** 20ul sizes contain 0.1% BSA

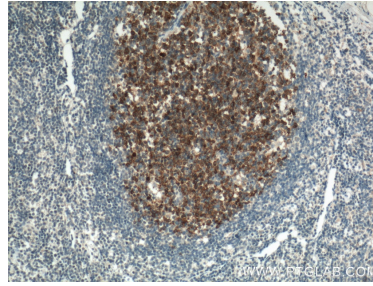
For technical support and original validation data for this product please contact:
T: 1 (888) 4PTGLAB (1-888-478-4522) (toll free in USA), or 1(312) 455-8498 (outside USA)
E: proteintech@ptglab.com
W: ptglab.com

This product is exclusively available under Proteintech Group brand and is not available to purchase from any other manufacturer.

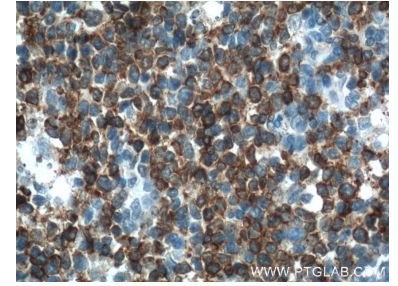
Selected Validation Data



RAW 264.7 cells were subjected to SDS PAGE followed by western blot with 66350-1-Ig (TLR4 Antibody) at dilution of 1:4000 incubated at room temperature for 1.5 hours.



Immunohistochemical analysis of paraffin-embedded human tonsillitis tissue slide using 66350-1-Ig (TLR4 antibody) at dilution of 1:200 (under 10x lens. Heat mediated antigen retrieval with Tris-EDTA buffer (pH 9.0).



Immunohistochemical analysis of paraffin-embedded human tonsillitis tissue slide using 66350-1-Ig (TLR4 antibody) at dilution of 1:200 (under 40x lens. Heat mediated antigen retrieval with Tris-EDTA buffer (pH 9.0).