

IHCeasy Human IgG4 Ready-To-Use IHC Kit

Catalog Number: **KHC0074**

General Information

Sample type:
FFPE tissue
Cited sample type:
Reactivity:
Human
Cited Reactivity:

Assay type:
Immunohistochemistry
Primary antibody type:
Mouse Monoclonal
Secondary antibody type:
Polymer-HRP-Goat anti-Mouse

Kit Component

Component	Size	Concentration
Antigen Retrieval Buffer	100 mL	50×
Washing Buffer	100 mL ×2	20×
Blocking Buffer	5 mL	RTU
Primary Antibody	5 mL	RTU
Secondary Antibody	5 mL	RTU
Chromogen Component A	0.2 mL	RTU
Chromogen Component B	4 mL	RTU
Signal Enhancer	5 mL	RTU
Counter Staining Reagent	5 mL	RTU
Mounting Media	5 mL	RTU
Control Slide	1 slide (Optional)	FFPE
Datasheet	1 Copy	
Manual	1 Copy	

Storage Instructions

All the reagents are stored at 2-8°C. The kit is stable for 6 months from the date of receipt.

Background

Serum IgG4 is a subtype of IgG, and its levels are frequently elevated and particularly high in autoimmune pancreatitis (AIP) as well as other disease. It's now a common concept that IgG4 related disease (IgG4-RD) is a systemic immune-mediated fibro-inflammatory condition often involving several organ systems, especially pancreas and salivary glands. A serum IgG4 cut off level of 135mg/mL was considered a reliable marker predictive of IgG4-RD. IgG4 positive plasma cell infiltration is also ubiquitous in IgG4-RD.

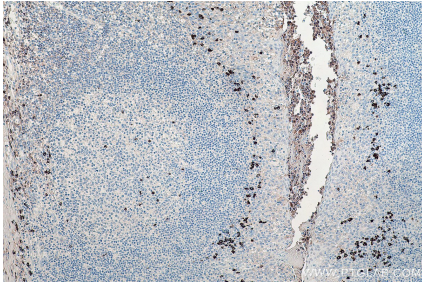
Synonyms

Human IgG4, IgG4, IGHG4

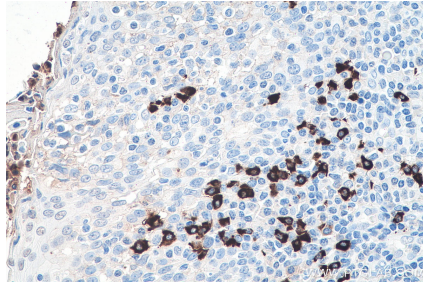
For technical support and original validation data for this product please contact:
T: 1 (888) 4PTGLAB (1-888-478-4522) (toll free in USA), or 1(312) 455-8498 (outside USA)
E: proteintech@ptglab.com
W: ptglab.com

This product is exclusively available under Proteintech Group brand and is not available to purchase from any other manufacturer.

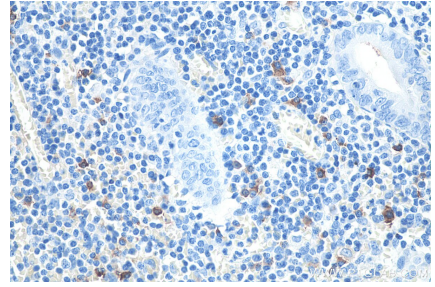
Selected Validation Data



Immunohistochemical analysis of paraffin-embedded human tonsillitis tissue slide using KHC0074 (Human IgG4 IHC Kit).



Immunohistochemical analysis of paraffin-embedded human tonsillitis tissue slide using KHC0074 (Human IgG4 IHC Kit).



Immunohistochemical analysis of paraffin-embedded human appendicitis tissue slide using KHC0074 (Human IgG4 IHC Kit).