

IHC*easy* NRAS Ready-To-Use IHC Kit

Catalog Number: **KHC0279**

General Information

Sample type:
FFPE tissue

Cited sample type:

Reactivity:
Human, Mouse

Cited Reactivity:

Assay type:
Immunohistochemistry

Primary antibody type:
Rabbit Polyclonal

Secondary antibody type:
Polymer-HRP-Goat anti-Rabbit

Kit Component

Component	Size	Concentration
Antigen Retrieval Buffer	100 mL	50×
Washing Buffer	100 mL ×2	20×
Blocking Buffer	5 mL	RTU
Primary Antibody	5 mL	RTU
Secondary Antibody	5 mL	RTU
Chromogen Component A	0.2 mL	RTU
Chromogen Component B	4 mL	RTU
Signal Enhancer	5 mL	RTU
Counter Staining Reagent	5 mL	RTU
Mounting Media	5 mL	RTU
Control Slide	1 slide (Optional)	FFPE
Datasheet	1 Copy	
Manual	1 Copy	

Storage Instructions

All the reagents are stored at 2-8°C. The kit is stable for 6 months from the date of receipt.

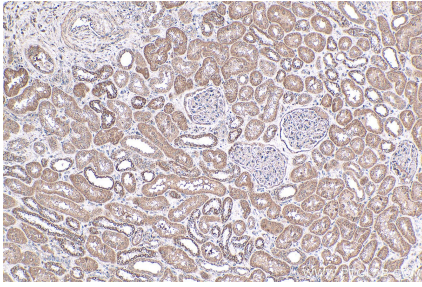
Background

NRAS, also named as N-ras and NRAS1, is neuroblastoma RAS viral (v-ras) oncogene homolog from the mammalian ras gene family and it is a member of the small GTPase superfamily. RAS proteins are involved in signal transduction pathways, and bind GDP/GTP and possess intrinsic GTPase activity. It is mapped on chromosome 1, and it is activated in HL60, a promyelocytic leukemia line. Defects in NRAS are a cause of juvenile myelomonocytic leukemia (JMML). Primary antibody in this kit is specific to NRAS, can't recognize HRAS and KRAS.

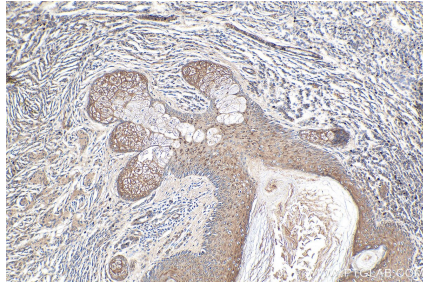
Synonyms

ALPS4, GTPase NRas, HRAS1, N ras, NRAS, NRAS1, NRAS-Specific, Transforming protein N Ras

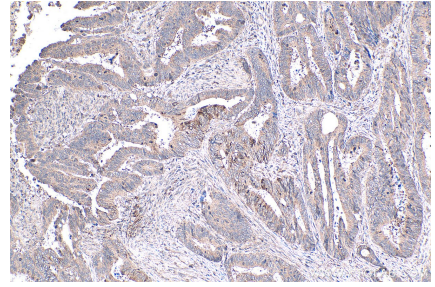
Selected Validation Data



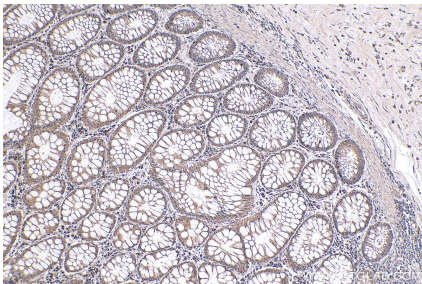
Immunohistochemical analysis of paraffin-embedded human kidney tissue slide using KHC0279 (NRAS IHC Kit).



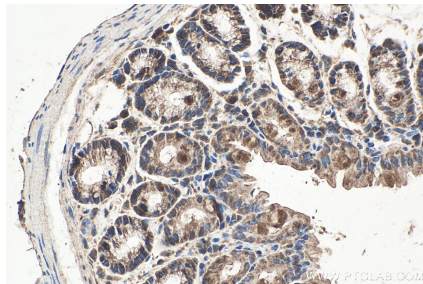
Immunohistochemical analysis of paraffin-embedded human malignant melanoma tissue slide using KHC0279 (NRAS IHC Kit).



Immunohistochemical analysis of paraffin-embedded human colon cancer tissue slide using KHC0279 (NRAS IHC Kit).



Immunohistochemical analysis of paraffin-embedded human colon cancer (NAT) tissue slide using KHC0279 (NRAS IHC Kit).



Immunohistochemical analysis of paraffin-embedded mouse colon tissue slide using KHC0279 (NRAS IHC Kit).