

IHC*easy* ANKRD2 Ready-To-Use IHC Kit

Catalog Number: **KHC0331**

General Information

Sample type:
FFPE tissue

Cited sample type:

Reactivity:
Human, Mouse, Rat

Cited Reactivity:

Assay type:
Immunohistochemistry

Primary antibody type:
Rabbit Polyclonal

Secondary antibody type:
Polymer-HRP-Goat anti-Rabbit

Kit Component

Component	Size	Concentration
Antigen Retrieval Buffer	100 mL	50×
Washing Buffer	100 mL × 2	20×
Blocking Buffer	5 mL	RTU
Primary Antibody	5 mL	RTU
Secondary Antibody	5 mL	RTU
Chromogen Component A	0.2 mL	RTU
Chromogen Component B	4 mL	RTU
Signal Enhancer	5 mL	RTU
Counter Staining Reagent	5 mL	RTU
Mounting Media	5 mL	RTU
Control Slide	1 slide (Optional)	FFPE
Datasheet	1 Copy	
Manual	1 Copy	

Storage Instructions

All the reagents are stored at 2-8°C. The kit is stable for 6 months from the date of receipt.

Background

ANKRD2 belongs to the conserved muscle ankyrin repeat protein (MARP) family. Expression of MARPs is induced in response to physiologic stress, injury, and hypertrophy. Together with Ankrd1/CARP and DARP, ANKRD2 are members of the MARP mechanosensing proteins that form a complex with titin (N2A)/calpain 3 protease/myopalladin. Ankrd2 is thought to have dual, structural and signaling roles, and could link the elastic I-band region as a stress sensor for transcriptional control in the nucleus.

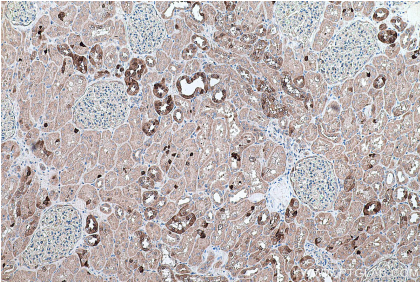
Synonyms

ANKRD2, ARPP, hArpp

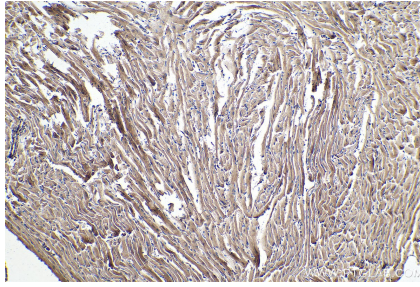
For technical support and original validation data for this product please contact:
T: 1 (888) 4PTGLAB (1-888-478-4522) (toll free in USA), or 1(312) 455-8498 (outside USA)
E: proteintech@ptglab.com
W: ptglab.com

This product is exclusively available under Proteintech Group brand and is not available to purchase from any other manufacturer.

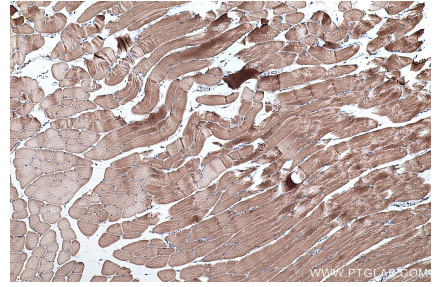
Selected Validation Data



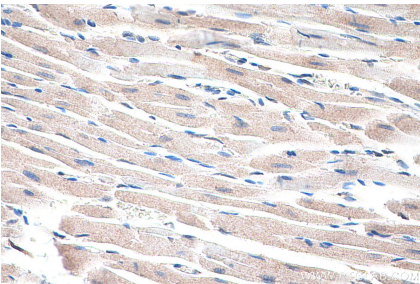
Immunohistochemical analysis of paraffin-embedded human kidney tissue slide using KHC0331 (ANKRD2 IHC Kit).



Immunohistochemical analysis of paraffin-embedded mouse heart tissue slide using KHC0331 (ANKRD2 IHC Kit).



Immunohistochemical analysis of paraffin-embedded mouse skeletal muscle tissue slide using KHC0331 (ANKRD2 IHC Kit).



Immunohistochemical analysis of paraffin-embedded rat heart tissue slide using KHC0331 (ANKRD2 IHC Kit).



Immunohistochemical analysis of paraffin-embedded rat skeletal muscle tissue slide using KHC0331 (ANKRD2 IHC Kit).