

IHC*easy* ANXA2 Ready-To-Use IHC Kit

Catalog Number: **KHC0396**

General Information

Sample type:
FFPE tissue

Cited sample type:

Reactivity:
Human

Cited Reactivity:

Assay type:
Immunohistochemistry

Primary antibody type:
Mouse Monoclonal

Secondary antibody type:
Polymer-HRP-Goat anti-Mouse

Kit Component

Component	Size	Concentration
Antigen Retrieval Buffer	100 mL	50×
Washing Buffer	100 mL ×2	20×
Blocking Buffer	5 mL	RTU
Primary Antibody	5 mL	RTU
Secondary Antibody	5 mL	RTU
Chromogen Component A	0.2 mL	RTU
Chromogen Component B	4 mL	RTU
Signal Enhancer	5 mL	RTU
Counter Staining Reagent	5 mL	RTU
Mounting Media	5 mL	RTU
Control Slide	1 slide (Optional)	FFPE
Datasheet	1 Copy	
Manual	1 Copy	

Storage Instructions

All the reagents are stored at 2-8°C. The kit is stable for 6 months from the date of receipt.

Background

Annexin A2 (ANXA2), also named Annexin-2 or Lipocortin II, is a Ca²⁺ binding protein that is up-regulated in virally transformed cell lines and human tumors. This calcium-regulated membrane-binding protein, whose affinity for calcium is greatly enhanced by anionic phospholipids, may cross-link plasma membrane phospholipids with actin and the cytoskeleton and be involved with exocytosis. Heat-stress response may also involve Annexin-2.

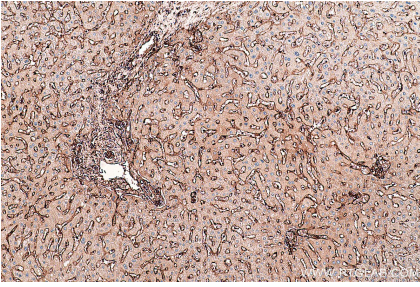
Synonyms

Annexin 2, annexin A2, Annexin II, ANX2, ANX2L4, ANXA2, CAL1H, Calpactin 1 heavy chain, Calpactin I heavy chain, Chromobindin 8, LIP2, Lipocortin II, LPC2, LPC2D, P36, PAP IV, Protein I

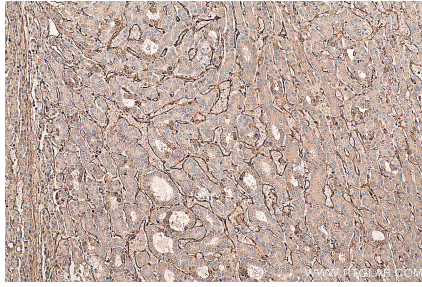
For technical support and original validation data for this product please contact:
T: 1 (888) 4PTGLAB (1-888-478-4522) (toll free in USA), or 1(312) 455-8498 (outside USA)
E: proteintech@ptglab.com
W: ptglab.com

This product is exclusively available under Proteintech Group brand and is not available to purchase from any other manufacturer.

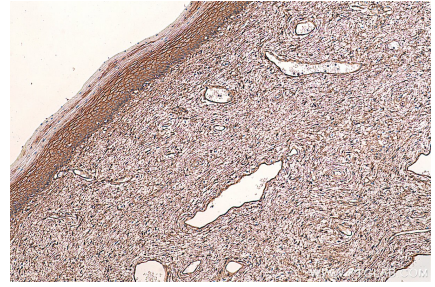
Selected Validation Data



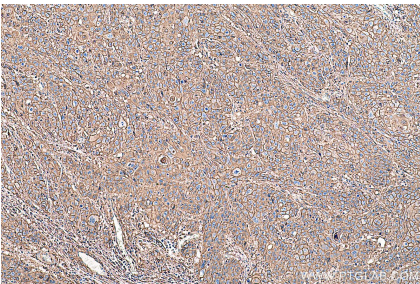
Immunohistochemical analysis of paraffin-embedded human liver tissue slide using KHC0396 (ANXA2 IHC Kit).



Immunohistochemical analysis of paraffin-embedded human liver cancer tissue slide using KHC0396 (ANXA2 IHC Kit).



Immunohistochemical analysis of paraffin-embedded human cervical cancer tissue slide using KHC0396 (ANXA2 IHC Kit).



Immunohistochemical analysis of paraffin-embedded human oesophagus cancer tissue slide using KHC0396 (ANXA2 IHC Kit).