

# IHC*easy* HNRNPK Ready-To-Use IHC Kit

Catalog Number: **KHC0590**

## General Information

**Sample type:**  
FFPE tissue

**Cited sample type:**

**Reactivity:**  
Human, Mouse, Rat

**Cited Reactivity:**

**Assay type:**  
Immunohistochemistry

**Primary antibody type:**  
Mouse Monoclonal

**Secondary antibody type:**  
Polymer-HRP-Goat anti-Mouse

## Kit Component

Component	Size	Concentration
Antigen Retrieval Buffer	100 mL	50×
Washing Buffer	100 mL ×2	20×
Blocking Buffer	5 mL	RTU
Primary Antibody	5 mL	RTU
Secondary Antibody	5 mL	RTU
Chromogen Component A	0.2 mL	RTU
Chromogen Component B	4 mL	RTU
Signal Enhancer	5 mL	RTU
Counter Staining Reagent	5 mL	RTU
Mounting Media	5 mL	RTU
Control Slide	1 slide (Optional)	FFPE
Datasheet	1 Copy	
Manual	1 Copy	

## Storage Instructions

All the reagents are stored at 2-8°C. The kit is stable for 6 months from the date of receipt.

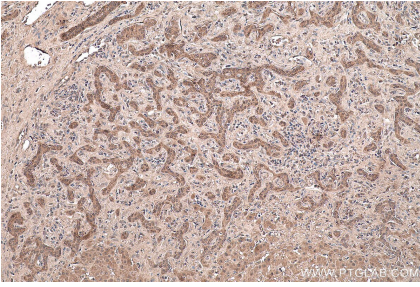
## Background

HNRNPK belongs to the heterogeneous nuclear ribonucleoprotein family of 20 proteins that participate in a wide range of key cellular functions involving many of the pathways implicated, disrupted or dysregulated in tumor development and progression. It is also a conserved pre-mRNA-binding protein that is involved in multiple processes of gene expression, including chromatin remodeling, transcription, and mRNA splicing, translation, and stability.

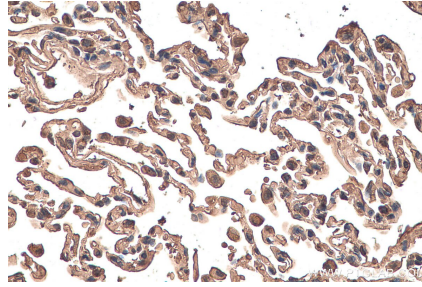
## Synonyms

CSBP, FLJ41122, hnRNP K, HNRNPK, HNRPK, TUNP

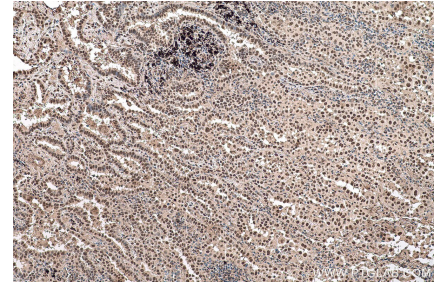
## Selected Validation Data



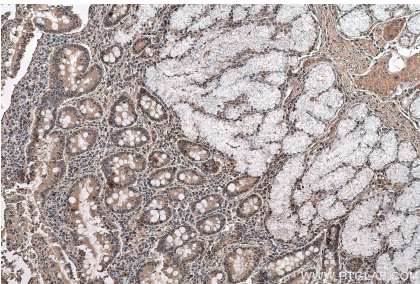
Immunohistochemical analysis of paraffin-embedded human liver cancer tissue slide using KHC0590 (HNRNPK IHC Kit).



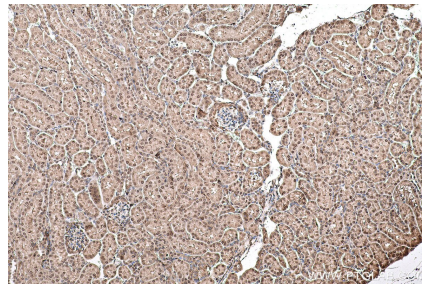
Immunohistochemical analysis of paraffin-embedded human lung tissue slide using KHC0590 (HNRNPK IHC Kit).



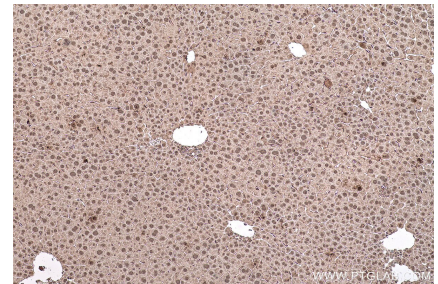
Immunohistochemical analysis of paraffin-embedded human lung cancer tissue slide using KHC0590 (HNRNPK IHC Kit).



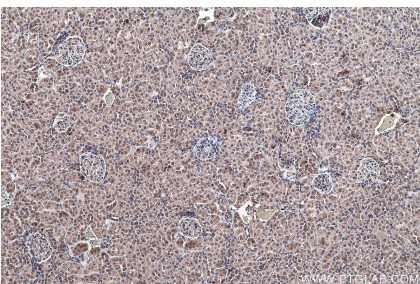
Immunohistochemical analysis of paraffin-embedded human stomach cancer tissue slide using KHC0590 (HNRNPK IHC Kit).



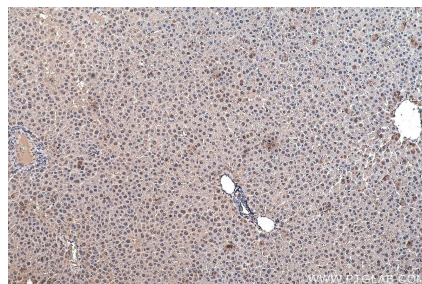
Immunohistochemical analysis of paraffin-embedded mouse kidney tissue slide using KHC0590 (HNRNPK IHC Kit).



Immunohistochemical analysis of paraffin-embedded mouse liver tissue slide using KHC0590 (HNRNPK IHC Kit).



Immunohistochemical analysis of paraffin-embedded rat kidney tissue slide using KHC0590 (HNRNPK IHC Kit).



Immunohistochemical analysis of paraffin-embedded rat liver tissue slide using KHC0590 (HNRNPK IHC Kit).