

IHCeasy NF- κ B p65/RELA Ready-To-Use IHC Kit

Catalog Number: **KHC0634**

General Information

Sample type:
FFPE tissue
Cited sample type:
Reactivity:
Human
Cited Reactivity:

Assay type:
Immunohistochemistry
Primary antibody type:
Mouse Monoclonal
Secondary antibody type:
Polymer-HRP-Goat anti-Mouse

Kit Component

Component	Size	Concentration
Antigen Retrieval Buffer	100 mL	50×
Washing Buffer	100 mL × 2	20×
Blocking Buffer	5 mL	RTU
Primary Antibody	5 mL	RTU
Secondary Antibody	5 mL	RTU
Chromogen Component A	0.2 mL	RTU
Chromogen Component B	4 mL	RTU
Signal Enhancer	5 mL	RTU
Counter Staining Reagent	5 mL	RTU
Mounting Media	5 mL	RTU
Control Slide	1 slide (Optional)	FFPE
Datasheet	1 Copy	
Manual	1 Copy	

Storage Instructions

All the reagents are stored at 2-8°C. The kit is stable for 6 months from the date of receipt.

Background

Nuclear factor κ B (NF- κ B) is a sequence-specific DNA-binding protein complex which regulates the expression of viral genomes, including the human immunodeficiency virus, and a variety of cellular genes, particularly those involved in immune and inflammatory responses. The members of the NF- κ B family in mammalian cells include the proto-oncogene c-Rel, p50/p105 (NF κ B1), p65 (RelA), p52/p100 (NF κ B2), and RelB. All of these proteins share a conserved 300-amino acid region known as the Rel homology domain which is responsible for DNA binding, dimerization, and nuclear translocation of NF- κ B. The p65 subunit is a major component of NF- κ B complexes and is responsible for trans-activation. NF- κ B heterodimeric p65-p50 and p65-c-Rel complexes are transcriptional activators. The NF- κ B p65-p65 complex appears to be involved in invasion-mediated activation of IL-8 expression. The inhibitory effect of I- κ B upon NF- κ B the cytoplasm is exerted primarily through the interaction with p65. p65 shows a weak DNA-binding site which could contribute directly to DNA binding in the NF- κ B complex. It associates with chromatin at the NF- κ B promoter region via association with DDX1.

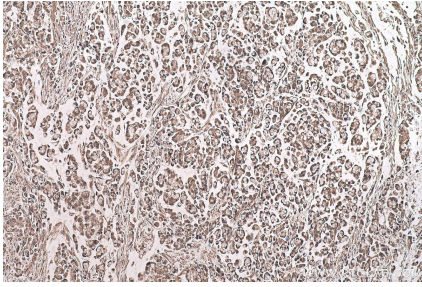
Synonyms

NF- κ B, NFKB3, NF- κ B, NF- κ B p65, NF- κ B3, p65, RELA, Transcription factor p65

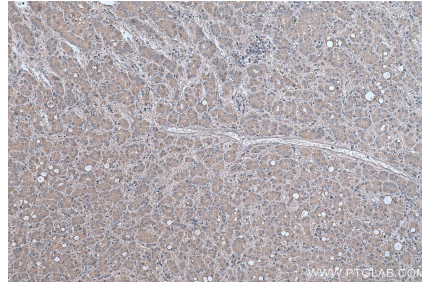
For technical support and original validation data for this product please contact:
T: 1 (888) 4PTGLAB (1-888-478-4522) (toll free in USA), or 1(312) 455-8498 (outside USA)
E: proteintech@ptglab.com
W: ptglab.com

This product is exclusively available under Proteintech Group brand and is not available to purchase from any other manufacturer.

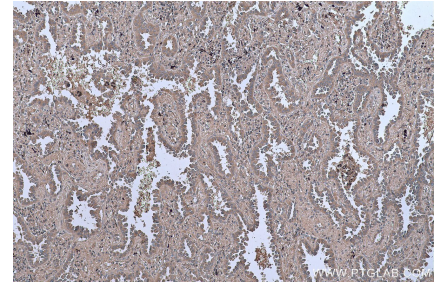
Selected Validation Data



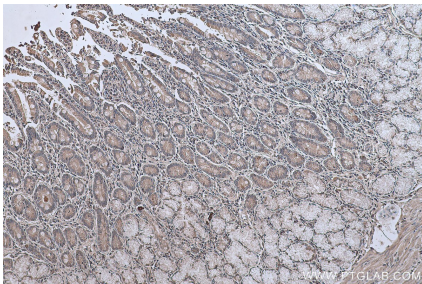
Immunohistochemical analysis of paraffin-embedded human colon cancer tissue slide using KHC0634 (NF-κB p65 IHC Kit).



Immunohistochemical analysis of paraffin-embedded human liver cancer tissue slide using KHC0634 (NF-κB p65 IHC Kit).



Immunohistochemical analysis of paraffin-embedded human lung cancer tissue slide using KHC0634 (NF-κB p65 IHC Kit).



Immunohistochemical analysis of paraffin-embedded human stomach cancer tissue slide using KHC0634 (NF-κB p65 IHC Kit).