

IHC*easy* TFF3 Ready-To-Use IHC Kit

Catalog Number: **KHC0648**

General Information

Sample type:
FFPE tissue

Cited sample type:

Reactivity:
Human

Cited Reactivity:

Assay type:
Immunohistochemistry

Primary antibody type:
Rabbit Polyclonal

Secondary antibody type:
Polymer-HRP-Goat anti-Rabbit

Kit Component

Component	Size	Concentration
Antigen Retrieval Buffer	100 mL	50×
Washing Buffer	100 mL ×2	20×
Blocking Buffer	5 mL	RTU
Primary Antibody	5 mL	RTU
Secondary Antibody	5 mL	RTU
Chromogen Component A	0.2 mL	RTU
Chromogen Component B	4 mL	RTU
Signal Enhancer	5 mL	RTU
Counter Staining Reagent	5 mL	RTU
Mounting Media	5 mL	RTU
Control Slide	1 slide (Optional)	FFPE
Datasheet	1 Copy	
Manual	1 Copy	

Storage Instructions

All the reagents are stored at 2-8°C. The kit is stable for 6 months from the date of receipt.

Background

Trefoil factor 3 (TFF3) belongs to the TFF-domain peptide family which consists of three small secreted proteins (TFF1, TFF2, TFF3) that are expressed by mucous-secreting epithelia. TFF3 is a major constituent in the goblet cells in small and large intestines, especially a typical secretory peptide of the normal human antral and pyloric gastric mucosa. TFF3 is essential in regulating cell migration and maintaining normal GI mucosal integrity. TFF3 has been reported to be overexpressed at the gene and the protein level in human neoplasms such as prostate, breast, and colon cancer. TFF3 is involved in tumor cell scattering, angiogenesis, and invasion.

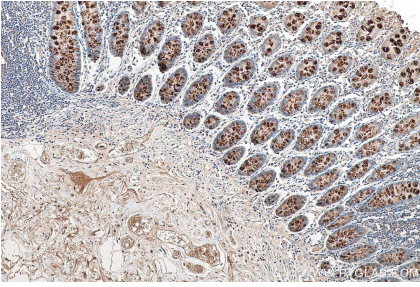
Synonyms

HITF, hP1.B, Intestinal trefoil factor, ITF, Polypeptide P1.B, TFF3, TFI, Trefoil factor 3, trefoil factor 3 (intestinal)

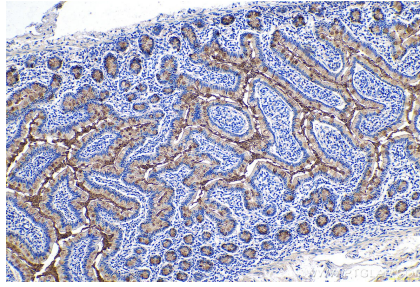
For technical support and original validation data for this product please contact:
T: 1 (888) 4PTGLAB (1-888-478-4522) (toll free in USA), or 1(312) 455-8498 (outside USA)
E: proteintech@ptglab.com
W: ptglab.com

This product is exclusively available under Proteintech Group brand and is not available to purchase from any other manufacturer.

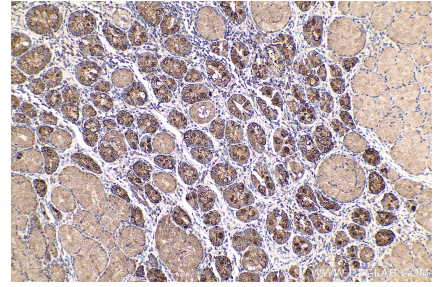
Selected Validation Data



Immunohistochemical analysis of paraffin-embedded human colon tissue slide using KHC0648 (TFF3 IHC Kit).



Immunohistochemical analysis of paraffin-embedded human small intestine tissue slide using KHC0648 (TFF3 IHC Kit).



Immunohistochemical analysis of paraffin-embedded human stomach cancer tissue slide using KHC0648 (TFF3 IHC Kit).