

# IHC*easy* FLNA Ready-To-Use IHC Kit

Catalog Number: **KHC0655**

## General Information

Sample type:  
FFPE tissue  
Cited sample type:  
Reactivity:  
Human  
Cited Reactivity:

Assay type:  
Immunohistochemistry  
Primary antibody type:  
Mouse Monoclonal  
Secondary antibody type:  
Polymer-HRP-Goat anti-Mouse

## Kit Component

Component	Size	Concentration
Antigen Retrieval Buffer	100 mL	50×
Washing Buffer	100 mL ×2	20×
Blocking Buffer	5 mL	RTU
Primary Antibody	5 mL	RTU
Secondary Antibody	5 mL	RTU
Chromogen Component A	0.2 mL	RTU
Chromogen Component B	4 mL	RTU
Signal Enhancer	5 mL	RTU
Counter Staining Reagent	5 mL	RTU
Mounting Media	5 mL	RTU
Control Slide	1 slide (Optional)	FFPE
Datasheet	1 Copy	
Manual	1 Copy	

## Storage Instructions

All the reagents are stored at 2-8°C. The kit is stable for 6 months from the date of receipt.

## Background

FLNA encodes a 280 kDa widely expressed actin binding protein called filamin A which can crosslinks actin filaments and links actin filaments to membrane glycoproteins to form a three-dimensional network. And filamin A could interact with many other proteins, involved in receptor activation, cell migration and adhesion, cell proliferation, inflammation and tumorigenesis, studies have been reported that FLNA overexpressed in multiple types of tumors, suggesting FLNA may involved in cancer aggressiveness. What's more, FLNA is a causative gene of periventricular nodular heterotopia (PNH)

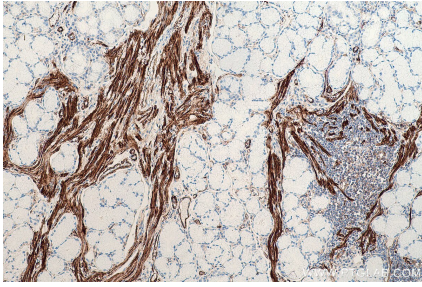
## Synonyms

ABP 280, ABPX, Actin binding protein 280, Alpha filamin, DKFZp434P031, Filamin 1, Filamin A, FLN, FLN A, FLN1, FLNA, FMD, MNS, NHBP, Non muscle filamin, OPD, OPD1, OPD2

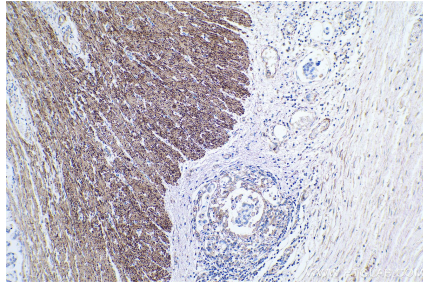
For technical support and original validation data for this product please contact:  
T: 1 (888) 4PTGLAB (1-888-478-4522) (toll free in USA), or 1(312) 455-8498 (outside USA)  
E: [proteintech@ptglab.com](mailto:proteintech@ptglab.com)  
W: [ptglab.com](http://ptglab.com)

This product is exclusively available under Proteintech Group brand and is not available to purchase from any other manufacturer.

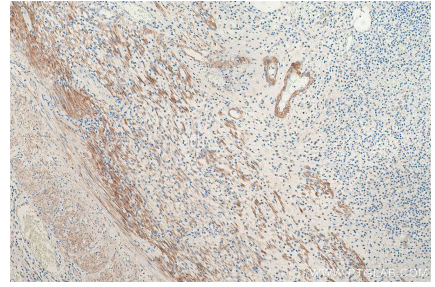
## Selected Validation Data



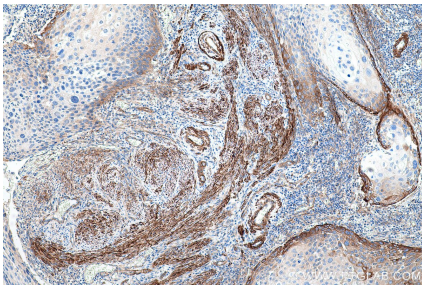
Immunohistochemical analysis of paraffin-embedded human stomach cancer tissue slide using KHC0655 (FLNA IHC Kit).



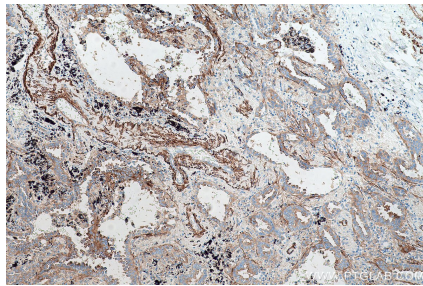
Immunohistochemical analysis of paraffin-embedded human colon cancer tissue slide using KHC0655 (FLNA IHC Kit).



Immunohistochemical analysis of paraffin-embedded human appendicitis tissue slide using KHC0655 (FLNA IHC Kit).



Immunohistochemical analysis of paraffin-embedded human cervical cancer tissue slide using KHC0655 (FLNA IHC Kit).



Immunohistochemical analysis of paraffin-embedded human lung cancer tissue slide using KHC0655 (FLNA IHC Kit).