

# IHC*easy* HNRNPD Ready-To-Use IHC Kit

Catalog Number: **KHC0663**

## General Information

**Sample type:**  
FFPE tissue

**Cited sample type:**

**Reactivity:**  
Human, Mouse, Rat

**Cited Reactivity:**

**Assay type:**  
Immunohistochemistry

**Primary antibody type:**  
Rabbit Polyclonal

**Secondary antibody type:**  
Polymer-HRP-Goat anti-Rabbit

## Kit Component

Component	Size	Concentration
Antigen Retrieval Buffer	100 mL	50×
Washing Buffer	100 mL ×2	20×
Blocking Buffer	5 mL	RTU
Primary Antibody	5 mL	RTU
Secondary Antibody	5 mL	RTU
Chromogen Component A	0.2 mL	RTU
Chromogen Component B	4 mL	RTU
Signal Enhancer	5 mL	RTU
Counter Staining Reagent	5 mL	RTU
Mounting Media	5 mL	RTU
Control Slide	1 slide (Optional)	FFPE
Datasheet	1 Copy	
Manual	1 Copy	

## Storage Instructions

All the reagents are stored at 2-8°C. The kit is stable for 6 months from the date of receipt.

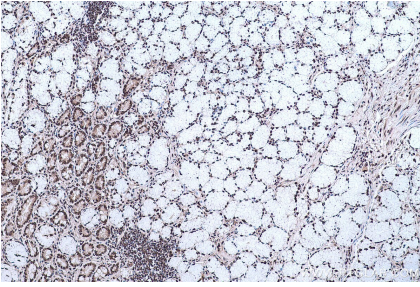
## Background

The heterogeneous nuclear ribonucleoprotein (hnRNP) complexes which provide the substrate for the processing events that pre-mRNAs undergo before becoming functional, translatable mRNAs in the cytoplasm. HNRNP, also known as AUF1, belongs to the family of AU-binding proteins (AU-BPs) that regulate the cellular half-lives of many mRNAs by directly interacting with an AU-rich element (ARE) located in their 3' untranslated region.

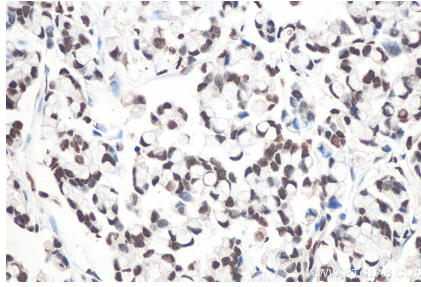
## Synonyms

AUF1, AUF1A, hnRNP D0, HNRNP, hnRNPD, HNRPD, P37

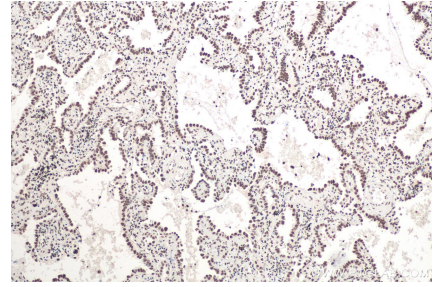
## Selected Validation Data



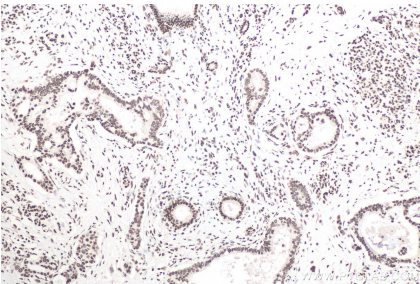
Immunohistochemical analysis of paraffin-embedded human stomach cancer tissue slide using KHC0663 (HNRNPD IHC Kit).



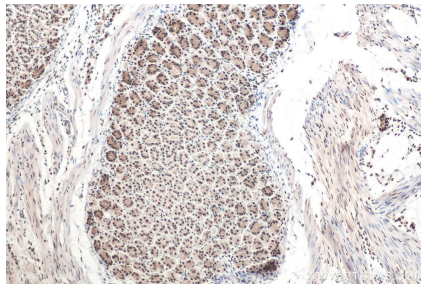
Immunohistochemical analysis of paraffin-embedded human colon cancer tissue slide using KHC0663 (HNRNPD IHC Kit).



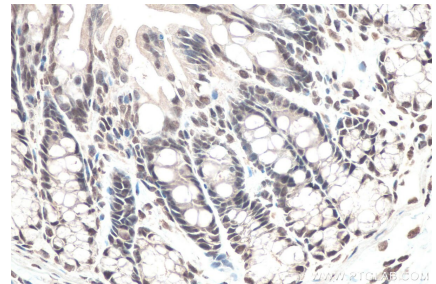
Immunohistochemical analysis of paraffin-embedded human lung cancer tissue slide using KHC0663 (HNRNPD IHC Kit).



Immunohistochemical analysis of paraffin-embedded human pancreas cancer tissue slide using KHC0663 (HNRNPD IHC Kit).



Immunohistochemical analysis of paraffin-embedded mouse stomach tissue slide using KHC0663 (HNRNPD IHC Kit).



Immunohistochemical analysis of paraffin-embedded rat colon tissue slide using KHC0663 (HNRNPD IHC Kit).