

IHC*easy* LGALS4 Ready-To-Use IHC Kit

Catalog Number: **KHC0671**

General Information

Sample type:
FFPE tissue
Cited sample type:
Reactivity:
Human
Cited Reactivity:

Assay type:
Immunohistochemistry
Primary antibody type:
Mouse Monoclonal
Secondary antibody type:
Polymer-HRP-Goat anti-Mouse

Kit Component

Component	Size	Concentration
Antigen Retrieval Buffer	100 mL	50×
Washing Buffer	100 mL ×2	20×
Blocking Buffer	5 mL	RTU
Primary Antibody	5 mL	RTU
Secondary Antibody	5 mL	RTU
Chromogen Component A	0.2 mL	RTU
Chromogen Component B	4 mL	RTU
Signal Enhancer	5 mL	RTU
Counter Staining Reagent	5 mL	RTU
Mounting Media	5 mL	RTU
Control Slide	1 slide (Optional)	FFPE
Datasheet	1 Copy	
Manual	1 Copy	

Storage Instructions

All the reagents are stored at 2-8°C. The kit is stable for 6 months from the date of receipt.

Background

Galectins are a family of animal lectins defined by shared characteristic amino-acid sequences and affinity for β -galactose-containing oligosaccharides. Galectin-4 contains two arbohydate recognition domains (CRDs) and is expressed in the epithelium of oral mucosa, esophagus, and intestinal and colonic mucosa. Aberrant expression of galectin-4 has been reported in several cancers.

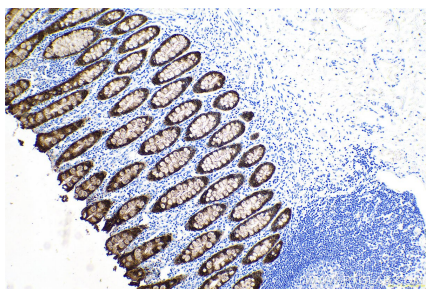
Synonyms

Antigen NY CO 27, Gal 4, GAL4, Galectin-4, L 36 lactose binding protein, L36LBP, Lactose binding lectin 4, LGALS4

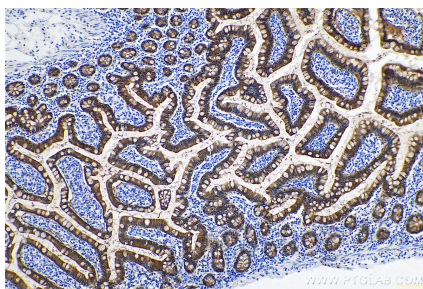
For technical support and original validation data for this product please contact:
T: 1 (888) 4PTGLAB (1-888-478-4522) (toll free in USA), or 1(312) 455-8498 (outside USA)
E: proteintech@ptglab.com
W: ptglab.com

This product is exclusively available under Proteintech Group brand and is not available to purchase from any other manufacturer.

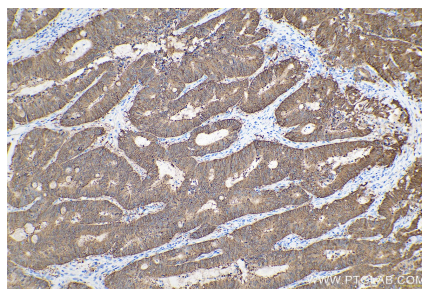
Selected Validation Data



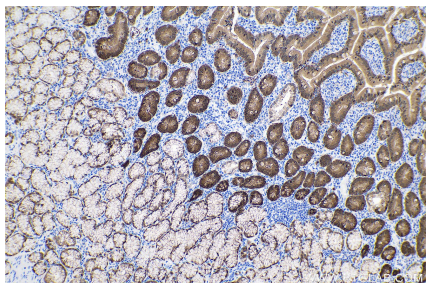
Immunohistochemical analysis of paraffin-embedded human colon tissue slide using KHC0671 (LGALS4 IHC Kit).



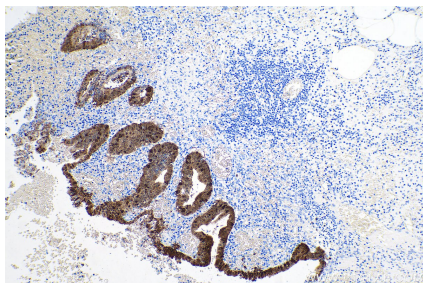
Immunohistochemical analysis of paraffin-embedded human small intestine tissue slide using KHC0671 (LGALS4 IHC Kit).



Immunohistochemical analysis of paraffin-embedded human colon cancer tissue slide using KHC0671 (LGALS4 IHC Kit).



Immunohistochemical analysis of paraffin-embedded human stomach cancer tissue slide using KHC0671 (LGALS4 IHC Kit).



Immunohistochemical analysis of paraffin-embedded human appendicitis tissue slide using KHC0671 (LGALS4 IHC Kit).