

# IHC*easy* PTRF Ready-To-Use IHC Kit

Catalog Number: **KHC0677**

## General Information

**Sample type:**  
FFPE tissue

**Cited sample type:**

**Reactivity:**  
Human, Mouse, Rat

**Cited Reactivity:**

**Assay type:**  
Immunohistochemistry

**Primary antibody type:**  
Rabbit Polyclonal

**Secondary antibody type:**  
Polymer-HRP-Goat anti-Rabbit

## Kit Component

| Component                | Size               | Concentration |
|--------------------------|--------------------|---------------|
| Antigen Retrieval Buffer | 100 mL             | 50×           |
| Washing Buffer           | 100 mL ×2          | 20×           |
| Blocking Buffer          | 5 mL               | RTU           |
| Primary Antibody         | 5 mL               | RTU           |
| Secondary Antibody       | 5 mL               | RTU           |
| Chromogen Component A    | 0.2 mL             | RTU           |
| Chromogen Component B    | 4 mL               | RTU           |
| Signal Enhancer          | 5 mL               | RTU           |
| Counter Staining Reagent | 5 mL               | RTU           |
| Mounting Media           | 5 mL               | RTU           |
| Control Slide            | 1 slide (Optional) | FFPE          |
| Datasheet                | 1 Copy             |               |
| Manual                   | 1 Copy             |               |

## Storage Instructions

All the reagents are stored at 2-8°C. The kit is stable for 6 months from the date of receipt.

## Background

Polymerase I and transcript release factor (PTRF) is an essential factor in the biogenesis of caveolae, which involve in numerous process, such as signal transduction and membrane and lipid trafficking. PTRF can terminate transcription of RNA Pol I, which involves pausing of transcription by TTF1, and disassociation of the transcription complex, release the complex from the template.

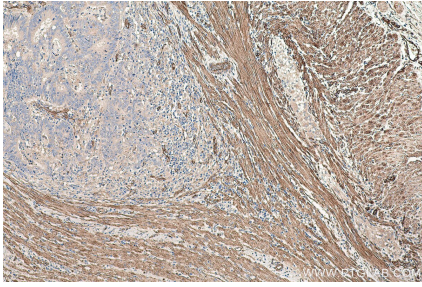
## Synonyms

Cavin 1, FKSG13, PTRF

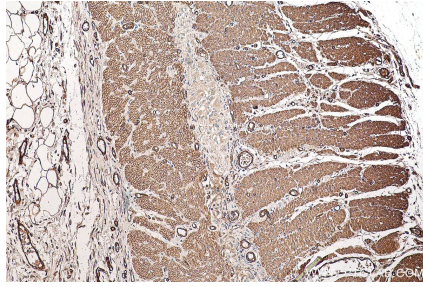
For technical support and original validation data for this product please contact:  
T: 1 (888) 4PTGLAB (1-888-478-4522) (toll free in USA), or 1(312) 455-8498 (outside USA)  
E: [proteintech@ptglab.com](mailto:proteintech@ptglab.com)  
W: [ptglab.com](http://ptglab.com)

This product is exclusively available under Proteintech Group brand and is not available to purchase from any other manufacturer.

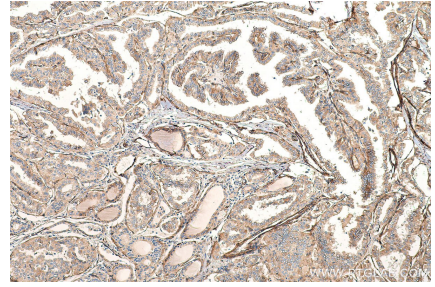
## Selected Validation Data



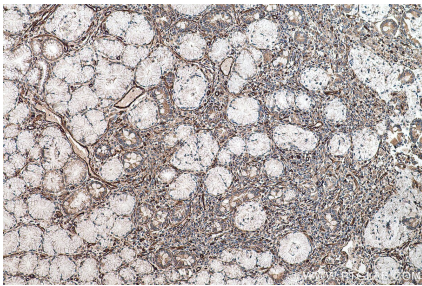
Immunohistochemical analysis of paraffin-embedded human colon cancer tissue slide using KHC0677 (PTRF IHC Kit).



Immunohistochemical analysis of paraffin-embedded human pancreas cancer tissue slide using KHC0677 (PTRF IHC Kit).



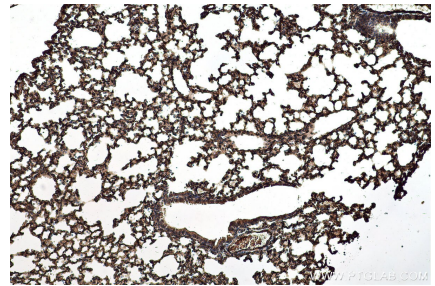
Immunohistochemical analysis of paraffin-embedded human thyroid cancer tissue slide using KHC0677 (PTRF IHC Kit).



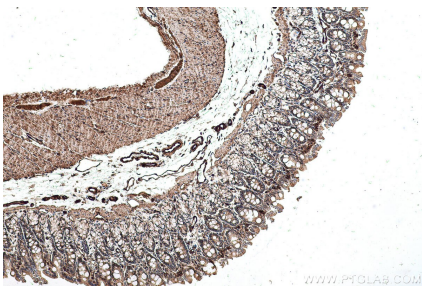
Immunohistochemical analysis of paraffin-embedded human stomach cancer tissue slide using KHC0677 (PTRF IHC Kit).



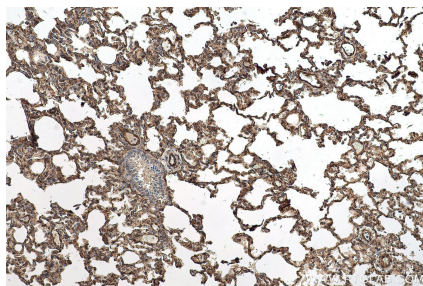
Immunohistochemical analysis of paraffin-embedded mouse colon tissue slide using KHC0677 (PTRF IHC Kit).



Immunohistochemical analysis of paraffin-embedded mouse lung tissue slide using KHC0677 (PTRF IHC Kit).



Immunohistochemical analysis of paraffin-embedded rat colon tissue slide using KHC0677 (PTRF IHC Kit).



Immunohistochemical analysis of paraffin-embedded rat lung tissue slide using KHC0677 (PTRF IHC Kit).