

# IHC*easy* CYB5R3 Ready-To-Use IHC Kit

Catalog Number: **KHC0699**

## General Information

Sample type:  
FFPE tissue

Cited sample type:

Reactivity:  
Human

Cited Reactivity:

Assay type:  
Immunohistochemistry

Primary antibody type:  
Mouse Monoclonal

Secondary antibody type:  
Polymer-HRP-Goat anti-Mouse

## Kit Component

| Component                | Size               | Concentration |
|--------------------------|--------------------|---------------|
| Antigen Retrieval Buffer | 100 mL             | 50×           |
| Washing Buffer           | 100 mL × 2         | 20×           |
| Blocking Buffer          | 5 mL               | RTU           |
| Primary Antibody         | 5 mL               | RTU           |
| Secondary Antibody       | 5 mL               | RTU           |
| Chromogen Component A    | 0.2 mL             | RTU           |
| Chromogen Component B    | 4 mL               | RTU           |
| Signal Enhancer          | 5 mL               | RTU           |
| Counter Staining Reagent | 5 mL               | RTU           |
| Mounting Media           | 5 mL               | RTU           |
| Control Slide            | 1 slide (Optional) | FFPE          |
| Datasheet                | 1 Copy             |               |
| Manual                   | 1 Copy             |               |

## Storage Instructions

All the reagents are stored at 2-8°C. The kit is stable for 6 months from the date of receipt.

## Background

CYB5R3, also named as DIA1 and B5R, belongs to the flavoprotein pyridine nucleotide cytochrome reductase family. It plays an essential role in the mitochondrial metabolism by its contribution to cellular redox homeostasis. Overstimulation of CYB5R3 associated with lipid rafts can account for the overshoot of plasma membrane-focalized superoxide anion production that triggers the entry of CGN in the irreversible phase of apoptosis.

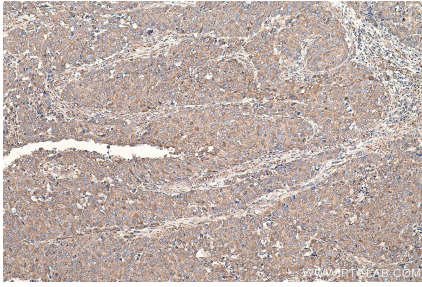
## Synonyms

B5R, CYB5R3, Cytochrome b5 reductase, cytochrome b5 reductase 3, DIA1, Diaphorase 1, NADH cytochrome b5 reductase 3

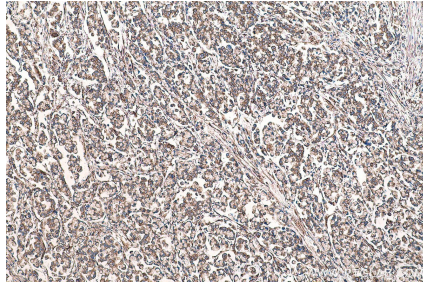
For technical support and original validation data for this product please contact:  
T: 1 (888) 4PTGLAB (1-888-478-4522) (toll free in USA), or 1(312) 455-8498 (outside USA)  
E: [proteintech@ptglab.com](mailto:proteintech@ptglab.com)  
W: [ptglab.com](http://ptglab.com)

This product is exclusively available under Proteintech Group brand and is not available to purchase from any other manufacturer.

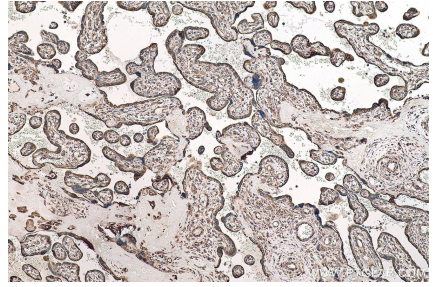
## Selected Validation Data



Immunohistochemical analysis of paraffin-embedded human stomach cancer tissue slide using KHC0699 (CYB5R3 IHC Kit).



Immunohistochemical analysis of paraffin-embedded human colon cancer tissue slide using KHC0699 (CYB5R3 IHC Kit).



Immunohistochemical analysis of paraffin-embedded human placenta tissue slide using KHC0699 (CYB5R3 IHC Kit).