

# IHC*easy* CD63 Ready-To-Use IHC Kit

Catalog Number: **KHC0722**

## General Information

**Sample type:**  
FFPE tissue

**Cited sample type:**

**Reactivity:**  
Human

**Cited Reactivity:**

**Assay type:**  
Immunohistochemistry

**Primary antibody type:**  
Rabbit Polyclonal

**Secondary antibody type:**  
Polymer-HRP-Goat anti-Rabbit

## Kit Component

Component	Size	Concentration
Antigen Retrieval Buffer	100 mL	50×
Washing Buffer	100 mL ×2	20×
Blocking Buffer	5 mL	RTU
Primary Antibody	5 mL	RTU
Secondary Antibody	5 mL	RTU
Chromogen Component A	0.2 mL	RTU
Chromogen Component B	4 mL	RTU
Signal Enhancer	5 mL	RTU
Counter Staining Reagent	5 mL	RTU
Mounting Media	5 mL	RTU
Control Slide	1 slide (Optional)	FFPE
Datasheet	1 Copy	
Manual	1 Copy	

## Storage Instructions

All the reagents are stored at 2-8°C. The kit is stable for 6 months from the date of receipt.

## Background

CD63 is a lysosomal membrane protein that belongs to the tetraspanin family. This protein plays many important roles in immuno-physiological functions. It mediates signal transduction events that play a role in the regulation of cell development, activation, growth, and motility. CD63 is expressed on activated platelets, thus it may function as a blood platelet activation marker. CD63 is translocated to plasma membrane after platelet activation. The CD63 tetraspanin is highly expressed in the early stages of melanoma and decreases in advanced lesions, suggesting it as a possible suppressor of tumor progression. Deficiency of this protein is associated with Hermansky-Pudlak syndrome.

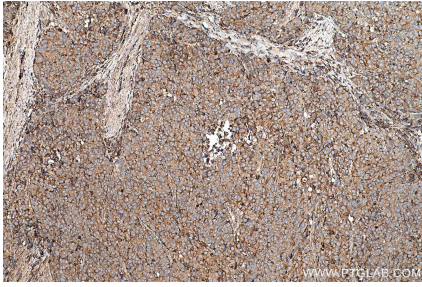
## Synonyms

CD63, CD63 antigen, CD63 molecule, Exosome marker, Granulophysin, ME491, MLA1, OMA81H, Tetraspanin 30, Tspan 30, TSPAN30

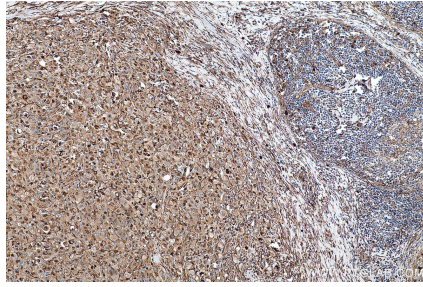
For technical support and original validation data for this product please contact:  
T: 1 (888) 4PTGLAB (1-888-478-4522) (toll free in USA), or 1(312) 455-8498 (outside USA)  
E: [proteintech@ptglab.com](mailto:proteintech@ptglab.com)  
W: [ptglab.com](http://ptglab.com)

This product is exclusively available under Proteintech Group brand and is not available to purchase from any other manufacturer.

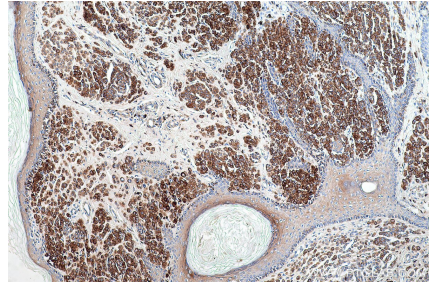
## Selected Validation Data



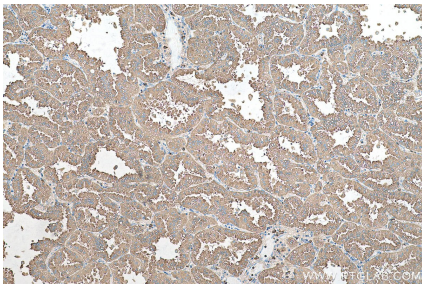
Immunohistochemical analysis of paraffin-embedded human stomach cancer tissue slide using KHC0722 (CD63 IHC Kit).



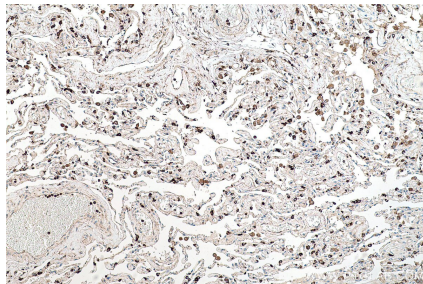
Immunohistochemical analysis of paraffin-embedded human lymphoma tissue slide using KHC0722 (CD63 IHC Kit).



Immunohistochemical analysis of paraffin-embedded human malignant melanoma tissue slide using KHC0722 (CD63 IHC Kit).



Immunohistochemical analysis of paraffin-embedded human lung cancer tissue slide using KHC0722 (CD63 IHC Kit).



Immunohistochemical analysis of paraffin-embedded human lung cancer(NAT) tissue slide using KHC0722 (CD63 IHC Kit).