

# IHC*easy* COX2/PTGS2 Ready-To-Use IHC Kit

Catalog Number: **KHC0770**

## General Information

Sample type:  
FFPE tissue  
Cited sample type:  
Reactivity:  
Human  
Cited Reactivity:

Assay type:  
Immunohistochemistry  
Primary antibody type:  
Mouse Monoclonal  
Secondary antibody type:  
Polymer-HRP-Goat anti-Mouse

## Kit Component

Component	Size	Concentration
Antigen Retrieval Buffer	100 mL	50×
Washing Buffer	100 mL ×2	20×
Blocking Buffer	5 mL	RTU
Primary Antibody	5 mL	RTU
Secondary Antibody	5 mL	RTU
Chromogen Component A	0.2 mL	RTU
Chromogen Component B	4 mL	RTU
Signal Enhancer	5 mL	RTU
Counter Staining Reagent	5 mL	RTU
Mounting Media	5 mL	RTU
Control Slide	1 slide (Optional)	FFPE
Datasheet	1 Copy	
Manual	1 Copy	

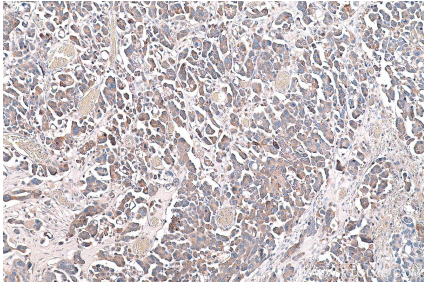
## Storage Instructions

All the reagents are stored at 2-8°C. The kit is stable for 6 months from the date of receipt.

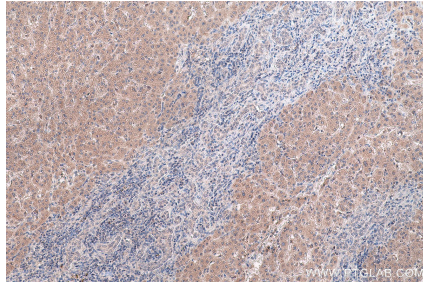
## Synonyms

COX 2, COX2, COX2/ Cyclooxygenase 2, COX2/ Cyclooxygenase 2/ PTGS2, Cyclooxygenase 2, GRIPGHS, hCox 2, PGG/HS, PGH synthase 2, PGHS 2, PHS 2, PHSII, Prostaglandin G/H synthase 2, Prostaglandin H2 synthase 2, PTGS2

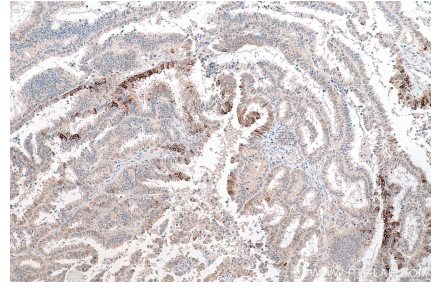
## Selected Validation Data



Immunohistochemical analysis of paraffin-embedded human colon cancer tissue slide using KHC0770 (COX2 IHC Kit).



Immunohistochemical analysis of paraffin-embedded human liver cancer tissue slide using KHC0770 (COX2 IHC Kit).



Immunohistochemical analysis of paraffin-embedded human ovary tumor tissue slide using KHC0770 (COX2 IHC Kit).