

IHC*easy* AGO2/EIF2C2 Ready-To-Use IHC Kit

Catalog Number: **KHC0797**

General Information

Sample type:
FFPE tissue

Cited sample type:

Reactivity:
Human, Mouse, Rat

Cited Reactivity:

Assay type:
Immunohistochemistry

Primary antibody type:
Mouse Monoclonal

Secondary antibody type:
Polymer-HRP-Goat anti-Mouse

Kit Component

Component	Size	Concentration
Antigen Retrieval Buffer	100 mL	50×
Washing Buffer	100 mL × 2	20×
Blocking Buffer	5 mL	RTU
Primary Antibody	5 mL	RTU
Secondary Antibody	5 mL	RTU
Chromogen Component A	0.2 mL	RTU
Chromogen Component B	4 mL	RTU
Signal Enhancer	5 mL	RTU
Counter Staining Reagent	5 mL	RTU
Mounting Media	5 mL	RTU
Control Slide	1 slide (Optional)	FFPE
Datasheet	1 Copy	
Manual	1 Copy	

Storage Instructions

All the reagents are stored at 2-8°C. The kit is stable for 6 months from the date of receipt.

Background

EIF2C2, also named as AGO2, belongs to the argonaute family and Ago subfamily. It is required for RNA-mediated gene silencing (RNAi) by the RNA-induced silencing complex (RISC). The 'minimal RISC' appears to include EIF2C2/AGO2 bound to a short guide RNA such as a microRNA (miRNA) or short interfering RNA (siRNA). EIF2C2 may inhibit translation initiation by binding to the 7-methylguanosine cap, thereby preventing the recruitment of the translation initiation factor eIF4-E. It also inhibits translation initiation via interaction with EIF6, which itself binds to the 60S ribosomal subunit and prevents its association with the 40S ribosomal subunit. EIF2C2 can also upregulate the translation of specific mRNAs under certain growth conditions.

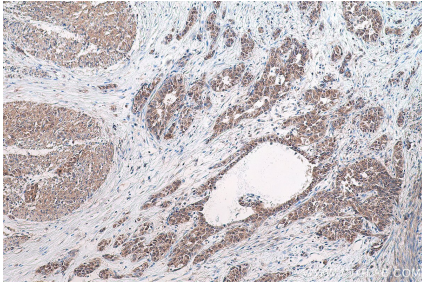
Synonyms

AGO2, Argonaute2, eIF 2C 2, eIF2C 2, EIF2C2, hAgo2, PAZ Piwi domain protein, PPD, Protein argonaute 2, Protein slicer, Q10

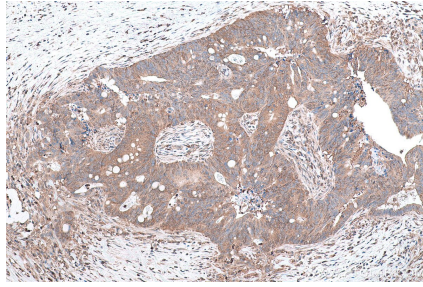
For technical support and original validation data for this product please contact:
T: 1 (888) 4PTGLAB (1-888-478-4522) (toll free in USA), or 1(312) 455-8498 (outside USA)
E: proteintech@ptglab.com
W: ptglab.com

This product is exclusively available under Proteintech Group brand and is not available to purchase from any other manufacturer.

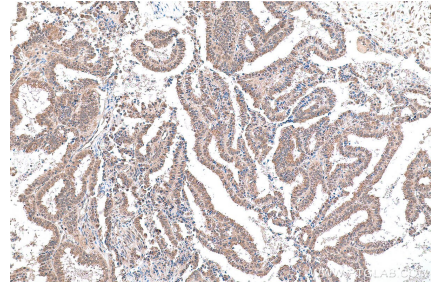
Selected Validation Data



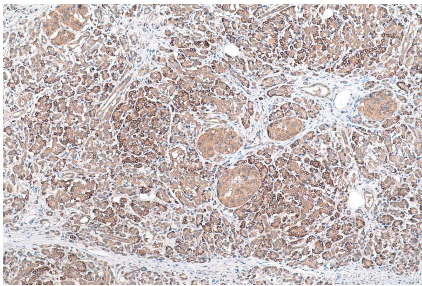
Immunohistochemical analysis of paraffin-embedded human urothelial carcinoma tissue slide using KHC0797 (AGO2/EIF2C2 IHC Kit).



Immunohistochemical analysis of paraffin-embedded human colon cancer tissue slide using KHC0797 (AGO2/EIF2C2 IHC Kit).



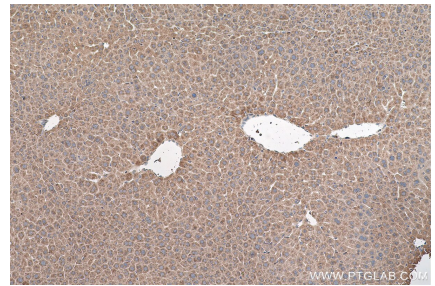
Immunohistochemical analysis of paraffin-embedded human ovary tumor tissue slide using KHC0797 (AGO2/EIF2C2 IHC Kit).



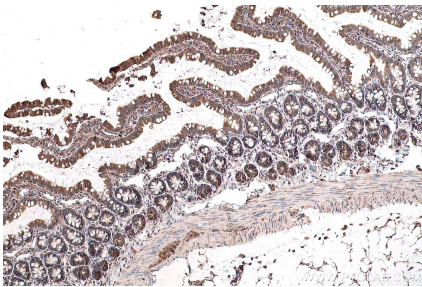
Immunohistochemical analysis of paraffin-embedded human pancreas cancer tissue slide using KHC0797 (AGO2/EIF2C2 IHC Kit).



Immunohistochemical analysis of paraffin-embedded mouse colon tissue slide using KHC0797 (AGO2/EIF2C2 IHC Kit).



Immunohistochemical analysis of paraffin-embedded mouse liver tissue slide using KHC0797 (AGO2/EIF2C2 IHC Kit).



Immunohistochemical analysis of paraffin-embedded rat small intestine tissue slide using KHC0797 (AGO2/EIF2C2 IHC Kit).