

IHC*easy* RARS1 Ready-To-Use IHC Kit

Catalog Number: **KHC0867**

General Information

Sample type:
FFPE tissue
Cited sample type:
Reactivity:
Human
Cited Reactivity:

Assay type:
Immunohistochemistry
Primary antibody type:
Rabbit Polyclonal
Secondary antibody type:
Polymer-HRP-Goat anti-Rabbit

Kit Component

Component	Size	Concentration
Antigen Retrieval Buffer	100 mL	50×
Washing Buffer	100 mL ×2	20×
Blocking Buffer	5 mL	RTU
Primary Antibody	5 mL	RTU
Secondary Antibody	5 mL	RTU
Chromogen Component A	0.2 mL	RTU
Chromogen Component B	4 mL	RTU
Signal Enhancer	5 mL	RTU
Counter Staining Reagent	5 mL	RTU
Mounting Media	5 mL	RTU
Control Slide	1 slide (Optional)	FFPE
Datasheet	1 Copy	
Manual	1 Copy	

Storage Instructions

All the reagents are stored at 2-8°C. The kit is stable for 6 months from the date of receipt.

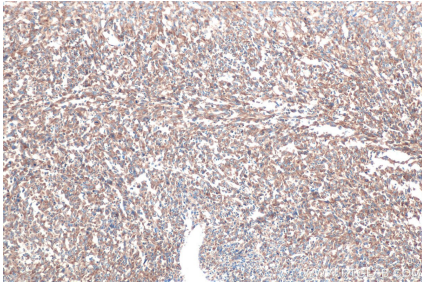
Background

RARS, also named ArgRS (arginyl-tRNA synthetase), belongs to the class-I aminoacyl-tRNA synthetase family which catalyze the aminoacylation of tRNA by their cognate amino acid. In higher eukaryotes, one of the two arginyl-tRNA synthetases (ArgRSs) has evolved to have an extended N-terminal domain that plays a crucial role in protein synthesis and cell growth and in integration into the multisynthetase complex (MSC).

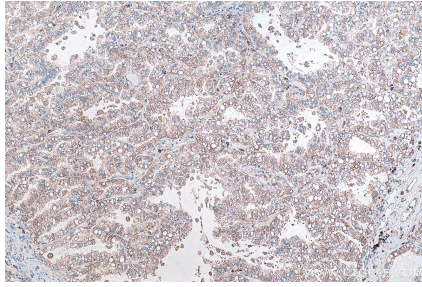
Synonyms

Arginine tRNA ligase, arginyl tRNA synthetase, ArgRS, DALRD1, RARS

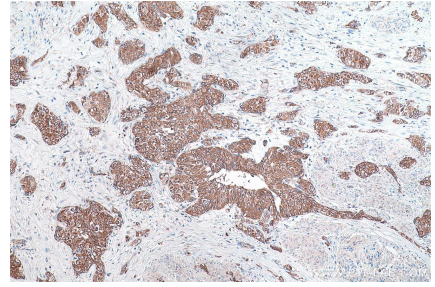
Selected Validation Data



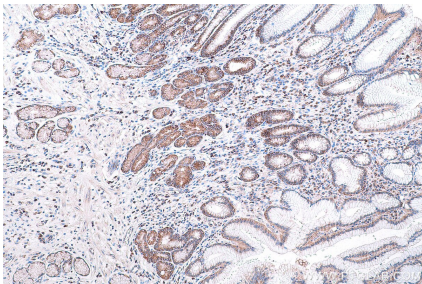
Immunohistochemical analysis of paraffin-embedded human endometrial cancer tissue slide using KHC0867 (RARS1 IHC Kit).



Immunohistochemical analysis of paraffin-embedded human lung cancer tissue slide using KHC0867 (RARS1 IHC Kit).



Immunohistochemical analysis of paraffin-embedded human urothelial carcinoma tissue slide using KHC0867 (RARS1 IHC Kit).



Immunohistochemical analysis of paraffin-embedded human stomach cancer tissue slide using KHC0867 (RARS1 IHC Kit).