

# IHC*easy* TRIM47 Ready-To-Use IHC Kit

Catalog Number: **KHC0966**

## General Information

**Sample type:**  
FFPE tissue

**Cited sample type:**

**Reactivity:**  
Human, Mouse, Rat

**Cited Reactivity:**

**Assay type:**  
Immunohistochemistry

**Primary antibody type:**  
Rabbit Polyclonal

**Secondary antibody type:**  
Polymer-HRP-Goat anti-Rabbit

## Kit Component

Component	Size	Concentration
Antigen Retrieval Buffer	100 mL	50×
Washing Buffer	100 mL ×2	20×
Blocking Buffer	5 mL	RTU
Primary Antibody	5 mL	RTU
Secondary Antibody	5 mL	RTU
Chromogen Component A	0.2 mL	RTU
Chromogen Component B	4 mL	RTU
Signal Enhancer	5 mL	RTU
Counter Staining Reagent	5 mL	RTU
Mounting Media	5 mL	RTU
Control Slide	1 slide (Optional)	FFPE
Datasheet	1 Copy	
Manual	1 Copy	

## Storage Instructions

All the reagents are stored at 2-8°C. The kit is stable for 6 months from the date of receipt.

## Background

TRIM47/GOA is a member of the tripartite motif RBCC/Trim domain family that contains a RING-finger domain, B-boxes, and an alpha-helical coiled-coil region. TRIM47/GOA was identified as a protein overexpressed in astrocytoma tumor cells and is thought to play a role in dedifferentiation associated with tumorigenesis.

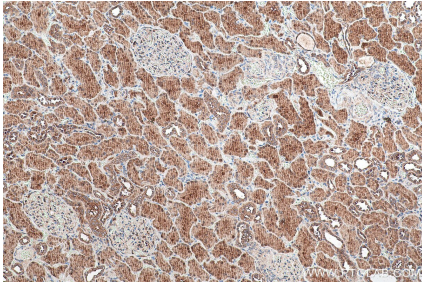
## Synonyms

GOA, RING finger protein 100, RNF100, TRIM47, tripartite motif containing 47

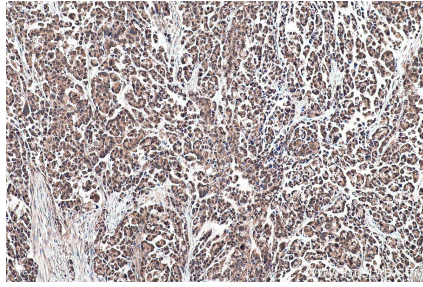
For technical support and original validation data for this product please contact:  
T: 1 (888) 4PTGLAB (1-888-478-4522) (toll free in USA), or 1(312) 455-8498 (outside USA)  
E: [proteintech@ptglab.com](mailto:proteintech@ptglab.com)  
W: [ptglab.com](http://ptglab.com)

This product is exclusively available under Proteintech Group brand and is not available to purchase from any other manufacturer.

## Selected Validation Data



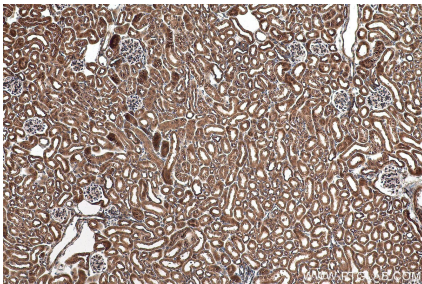
Immunohistochemical analysis of paraffin-embedded human kidney tissue slide using KHC0966 (TRIM47 IHC Kit).



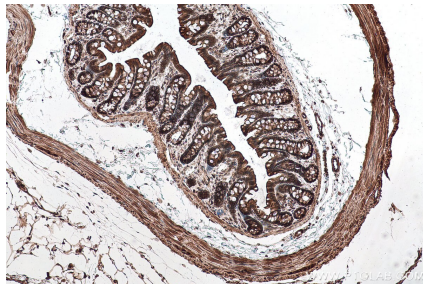
Immunohistochemical analysis of paraffin-embedded human colon cancer tissue slide using KHC0966 (TRIM47 IHC Kit).



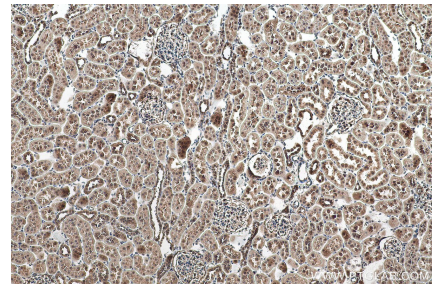
Immunohistochemical analysis of paraffin-embedded mouse colon tissue slide using KHC0966 (TRIM47 IHC Kit).



Immunohistochemical analysis of paraffin-embedded mouse kidney tissue slide using KHC0966 (TRIM47 IHC Kit).



Immunohistochemical analysis of paraffin-embedded rat colon tissue slide using KHC0966 (TRIM47 IHC Kit).



Immunohistochemical analysis of paraffin-embedded rat kidney tissue slide using KHC0966 (TRIM47 IHC Kit).