

IHC*easy* AHCYL1 Ready-To-Use IHC Kit

Catalog Number: **KHC0976**

General Information

Sample type:
FFPE tissue

Cited sample type:

Reactivity:
Human, Mouse, Rat

Cited Reactivity:

Assay type:
Immunohistochemistry

Primary antibody type:
Rabbit Polyclonal

Secondary antibody type:
Polymer-HRP-Goat anti-Rabbit

Kit Component

Component	Size	Concentration
Antigen Retrieval Buffer	100 mL	50×
Washing Buffer	100 mL ×2	20×
Blocking Buffer	5 mL	RTU
Primary Antibody	5 mL	RTU
Secondary Antibody	5 mL	RTU
Chromogen Component A	0.2 mL	RTU
Chromogen Component B	4 mL	RTU
Signal Enhancer	5 mL	RTU
Counter Staining Reagent	5 mL	RTU
Mounting Media	5 mL	RTU
Control Slide	1 slide (Optional)	FFPE
Datasheet	1 Copy	
Manual	1 Copy	

Storage Instructions

All the reagents are stored at 2-8°C. The kit is stable for 6 months from the date of receipt.

Background

S-adenosylhomocysteine hydrolase-like protein 1 (AHCYL1), also known as IP3 receptor-binding protein released with IP3 (IRBIT), regulates IP3-induced Ca²⁺ release into the cytoplasm of cells. This protein is also named as DCAL, XPKONA and belongs to the adenosylhomocysteinase family. AHCYL1 mRNA and protein are most abundant in the glandular epithelium of adenocarcinoma of cancerous, but not normal.

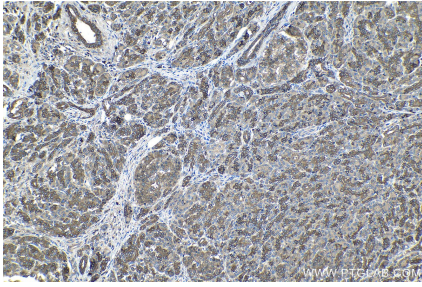
Synonyms

AdoHcyase 2, AHCYL1, DCAL, IRBIT, PRO0233, XPKONA

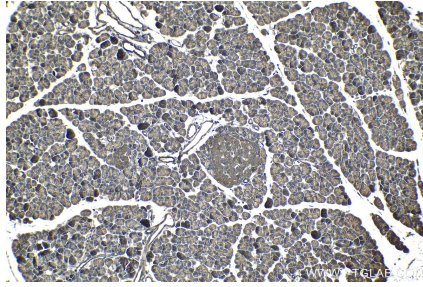
For technical support and original validation data for this product please contact:
T: 1 (888) 4PTGLAB (1-888-478-4522) (toll free in USA), or 1(312) 455-8498 (outside USA)
E: proteintech@ptglab.com
W: ptglab.com

This product is exclusively available under Proteintech Group brand and is not available to purchase from any other manufacturer.

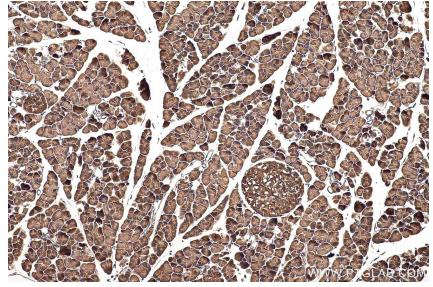
Selected Validation Data



Immunohistochemical analysis of paraffin-embedded human pancreas cancer tissue slide using KHC0976 (AHCYL1 IHC Kit).



Immunohistochemical analysis of paraffin-embedded rat pancreas tissue slide using KHC0976 (AHCYL1 IHC Kit).



Immunohistochemical analysis of paraffin-embedded mouse pancreas tissue slide using KHC0976 (AHCYL1 IHC Kit).