

# IHC*easy* SEPT7 Ready-To-Use IHC Kit

Catalog Number: **KHC0995**

## General Information

**Sample type:**  
FFPE tissue

**Cited sample type:**

**Reactivity:**  
Human, Mouse

**Cited Reactivity:**

**Assay type:**  
Immunohistochemistry

**Primary antibody type:**  
Rabbit Polyclonal

**Secondary antibody type:**  
Polymer-HRP-Goat anti-Rabbit

## Kit Component

Component	Size	Concentration
Antigen Retrieval Buffer	100 mL	50×
Washing Buffer	100 mL ×2	20×
Blocking Buffer	5 mL	RTU
Primary Antibody	5 mL	RTU
Secondary Antibody	5 mL	RTU
Chromogen Component A	0.2 mL	RTU
Chromogen Component B	4 mL	RTU
Signal Enhancer	5 mL	RTU
Counter Staining Reagent	5 mL	RTU
Mounting Media	5 mL	RTU
Control Slide	1 slide (Optional)	FFPE
Datasheet	1 Copy	
Manual	1 Copy	

## Storage Instructions

All the reagents are stored at 2-8°C. The kit is stable for 6 months from the date of receipt.

## Background

Septins (SEPTs) are members of a conserved family of cytoskeletal GTPases involved in various cellular processes, including cytoskeleton organization, cytokinesis, and membrane dynamics. SEPT7 is a unique septin required for filament formation. It has also been reported to be involved in migration and invasion in various cancer cells, including breast cancer and glioma.

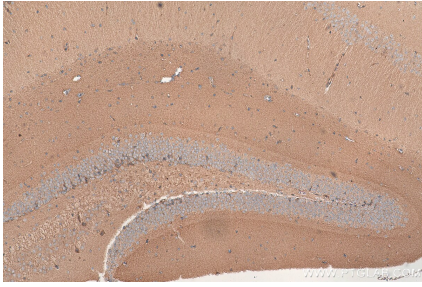
## Synonyms

CDC10, CDC10 protein homolog, CDC3, Nbla02942, SEPT7, SEPT7A, septin 7, septin7

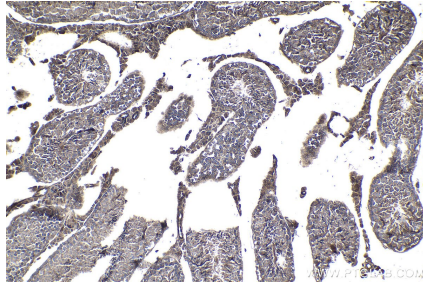
For technical support and original validation data for this product please contact:  
T: 1 (888) 4PTGLAB (1-888-478-4522) (toll free in USA), or 1(312) 455-8498 (outside USA)  
E: [proteintech@ptglab.com](mailto:proteintech@ptglab.com)  
W: [ptglab.com](http://ptglab.com)

This product is exclusively available under Proteintech Group brand and is not available to purchase from any other manufacturer.

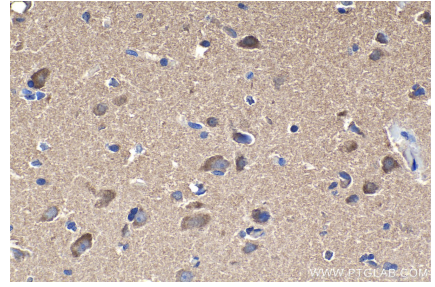
## Selected Validation Data



Immunohistochemical analysis of paraffin-embedded mouse brain tissue slide using KHC0995 (SEPT7 IHC Kit).



Immunohistochemical analysis of paraffin-embedded mouse testis tissue slide using KHC0995 (SEPT7 IHC Kit).



Immunohistochemical analysis of paraffin-embedded human gliomas tissue slide using KHC0995 (SEPT7 IHC Kit).