

IHC*easy* CD9 Ready-To-Use IHC Kit

Catalog Number: **KHC1120**

General Information

Sample type:
FFPE tissue
Cited sample type:
Reactivity:
Human
Cited Reactivity:

Assay type:
Immunohistochemistry
Primary antibody type:
Rabbit Recombinant
Secondary antibody type:
Polymer-HRP-Goat anti-Rabbit

Kit Component

Component	Size	Concentration
Antigen Retrieval Buffer	100 mL	50×
Washing Buffer	100 mL ×2	20×
Blocking Buffer	5 mL	RTU
Primary Antibody	5 mL	RTU
Secondary Antibody	5 mL	RTU
Chromogen Component A	0.2 mL	RTU
Chromogen Component B	4 mL	RTU
Signal Enhancer	5 mL	RTU
Counter Staining Reagent	5 mL	RTU
Mounting Media	5 mL	RTU
Control Slide	1 slide (Optional)	FFPE
Datasheet	1 Copy	
Manual	1 Copy	

Storage Instructions

All the reagents are stored at 2-8°C. The kit is stable for 6 months from the date of receipt.

Background

CD9, also known as Tspan-29, p24 or MIC3, is a member of the tetraspanin superfamily. It is expressed on a large variety of hematopoietic and non-hematopoietic cells, such as stromal cells, megakaryocytes, platelets, B and T lymphocytes, dendritic cells, endothelial cells, mast cells, eosinophils, and basophils. CD9 interacts with the integrin family and other membrane proteins, and is involved in cell adhesion, cell motility and tumor metastasis. Expression of CD9 enhances membrane fusion between muscle cells and support myotube maintenance. On oocytes, CD9 is hypothesized to play a role in fertilization of mammals.

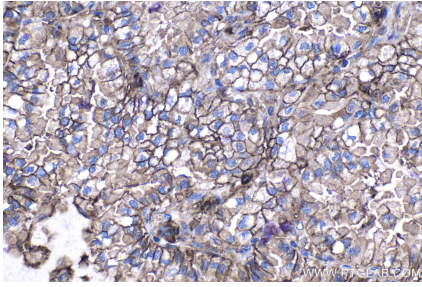
Synonyms

5H9, 5H9 antigen, BA2, BTCC 1, CD9, CD9 antigen, CD9 molecule, DRAP 27, GIG2, Leukocyte antigen MIC3, MIC3, Motility related protein, MRP 1, P24, Tetraspanin 29, Tspan 29, TSPAN29

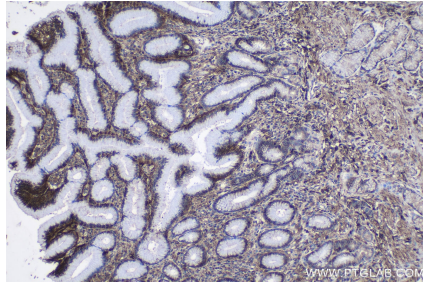
For technical support and original validation data for this product please contact:
T: 1 (888) 4PTGLAB (1-888-478-4522) (toll free in USA), or 1(312) 455-8498 (outside USA)
E: proteintech@ptglab.com
W: ptglab.com

This product is exclusively available under Proteintech Group brand and is not available to purchase from any other manufacturer.

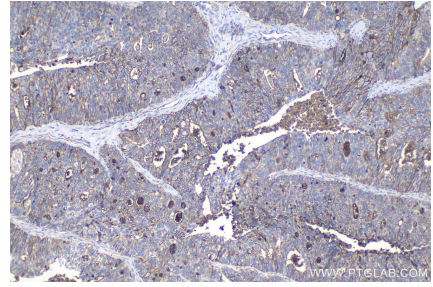
Selected Validation Data



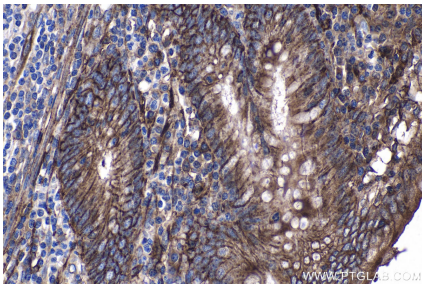
Immunohistochemical analysis of paraffin-embedded human lung cancer tissue slide using KHC1120 (CD9 IHC Kit).



Immunohistochemical analysis of paraffin-embedded human stomach cancer tissue slide using KHC1120 (CD9 IHC Kit).



Immunohistochemical analysis of paraffin-embedded human ovary tumor tissue slide using KHC1120 (CD9 IHC Kit).



Immunohistochemical analysis of paraffin-embedded human appendicitis tissue slide using KHC1120 (CD9 IHC Kit).