

# IHC*easy* UNG Ready-To-Use IHC Kit

Catalog Number: **KHC1170**

## General Information

**Sample type:**  
FFPE tissue

**Cited sample type:**

**Reactivity:**  
Human, Mouse, Rat

**Cited Reactivity:**

**Assay type:**  
Immunohistochemistry

**Primary antibody type:**  
Mouse Monoclonal

**Secondary antibody type:**  
Polymer-HRP-Goat anti-Mouse

## Kit Component

Component	Size	Concentration
Antigen Retrieval Buffer	100 mL	50×
Washing Buffer	100 mL ×2	20×
Blocking Buffer	5 mL	RTU
Primary Antibody	5 mL	RTU
Secondary Antibody	5 mL	RTU
Chromogen Component A	0.2 mL	RTU
Chromogen Component B	4 mL	RTU
Signal Enhancer	5 mL	RTU
Counter Staining Reagent	5 mL	RTU
Mounting Media	5 mL	RTU
Control Slide	1 slide (Optional)	FFPE
Datasheet	1 Copy	
Manual	1 Copy	

## Storage Instructions

All the reagents are stored at 2-8°C. The kit is stable for 6 months from the date of receipt.

## Background

UNG(Uracil-DNA glycosylase) removes uracil in DNA resulting from deamination of cytosine or replicative incorporation of dUMP instead of dTMP. Thus, UNG plays a role in suppressing GC-to-AT transition mutations. The UNG gene encodes 2 isoforms that are individually targeted to the mitochondria and the nucleus. Defects in UNG are a cause of immunodeficiency with hyper-IgM type 5 (HIGM5).

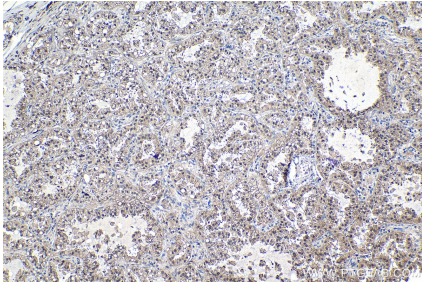
## Synonyms

DGU, DKFZp781L1143, HIGM4, UDG, UNG, UNG1, UNG15, UNG2, uracil DNA glycosylase

For technical support and original validation data for this product please contact:  
T: 1 (888) 4PTGLAB (1-888-478-4522) (toll free in USA), or 1(312) 455-8498 (outside USA)  
E: [proteintech@ptglab.com](mailto:proteintech@ptglab.com)  
W: [ptglab.com](http://ptglab.com)

This product is exclusively available under Proteintech Group brand and is not available to purchase from any other manufacturer.

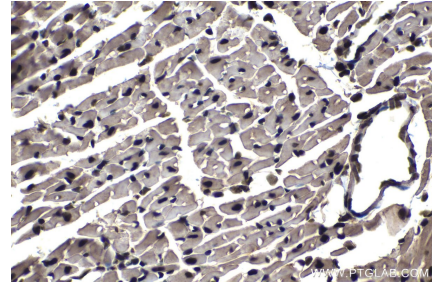
## Selected Validation Data



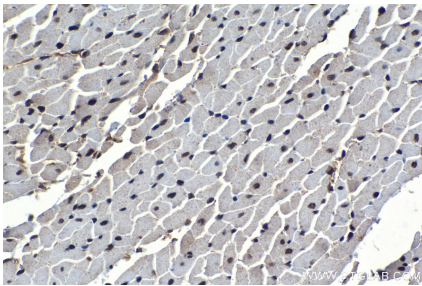
Immunohistochemical analysis of paraffin-embedded human lung cancer tissue slide using KHC1170 (UNG IHC Kit).



Immunohistochemical analysis of paraffin-embedded human colon tissue slide using KHC1170 (UNG IHC Kit).



Immunohistochemical analysis of paraffin-embedded mouse heart tissue slide using KHC1170 (UNG IHC Kit).



Immunohistochemical analysis of paraffin-embedded rat heart tissue slide using KHC1170 (UNG IHC Kit).