

IHC*easy* TRIM21 Ready-To-Use IHC Kit

Catalog Number: **KHC1177**

General Information

Sample type:
FFPE tissue

Cited sample type:

Reactivity:
Human, Mouse, Rat

Cited Reactivity:

Assay type:
Immunohistochemistry

Primary antibody type:
Rabbit Polyclonal

Secondary antibody type:
Polymer-HRP-Goat anti-Rabbit

Kit Component

Component	Size	Concentration
Antigen Retrieval Buffer	100 mL	50×
Washing Buffer	100 mL ×2	20×
Blocking Buffer	5 mL	RTU
Primary Antibody	5 mL	RTU
Secondary Antibody	5 mL	RTU
Chromogen Component A	0.2 mL	RTU
Chromogen Component B	4 mL	RTU
Signal Enhancer	5 mL	RTU
Counter Staining Reagent	5 mL	RTU
Mounting Media	5 mL	RTU
Control Slide	1 slide (Optional)	FFPE
Datasheet	1 Copy	
Manual	1 Copy	

Storage Instructions

All the reagents are stored at 2-8°C. The kit is stable for 6 months from the date of receipt.

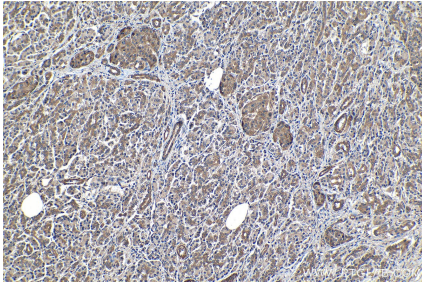
Background

TRIM21 has multiple N-terminal zinc finger motifs (has E3 ligase activity), a central leucine zipper, and a potential N-glycosylation site. TRIM3 is a E3 ubiquitin-protein ligase. It can form a ubiquitin ligase complex with E2 UBE2D2, which function not only for the ubiquitination of USP4 and IKBKB but also for its self-ubiquitination. It has a role in the regulation of the cell cycle progression and could enhance the decapping activity of DCP2. It can exist in all mammalian cells as a ribonucleoprotein particle, which composed of a single polypeptide and 1 of 4 small RNA molecules.

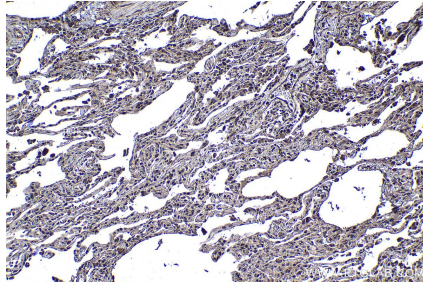
Synonyms

52 kDa Ro protein, RING finger protein 81, RNF81, Ro(SSA), RO52, SSA, SSA, SSA1, TRIM21, tripartite motif containing 21

Selected Validation Data



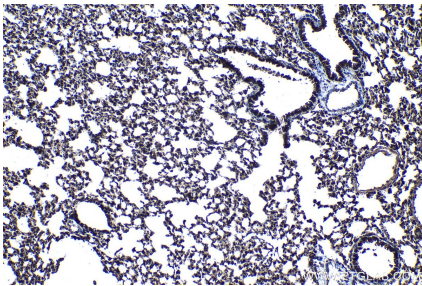
Immunohistochemical analysis of paraffin-embedded human pancreas cancer tissue slide using KHC1177 (TRIM21 IHC Kit).



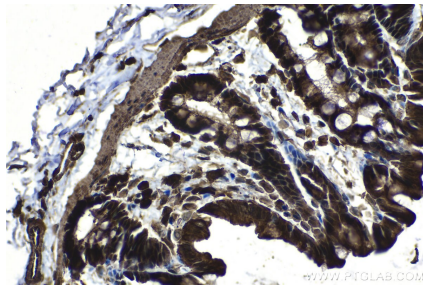
Immunohistochemical analysis of paraffin-embedded human lung tissue slide using KHC1177 (TRIM21 IHC Kit).



Immunohistochemical analysis of paraffin-embedded mouse colon tissue slide using KHC1177 (TRIM21 IHC Kit).



Immunohistochemical analysis of paraffin-embedded mouse lung tissue slide using KHC1177 (TRIM21 IHC Kit).



Immunohistochemical analysis of paraffin-embedded rat colon tissue slide using KHC1177 (TRIM21 IHC Kit).