

IHC*easy* PPP1R13L Ready-To-Use IHC Kit

Catalog Number: **KHC1281**

General Information

Sample type:
FFPE tissue

Cited sample type:

Reactivity:
Human, Mouse, Rat

Cited Reactivity:

Assay type:
Immunohistochemistry

Primary antibody type:
Rabbit Polyclonal

Secondary antibody type:
Polymer-HRP-Goat anti-Rabbit

Kit Component

Component	Size	Concentration
Antigen Retrieval Buffer	100 mL	50×
Washing Buffer	100 mL ×2	20×
Blocking Buffer	5 mL	RTU
Primary Antibody	5 mL	RTU
Secondary Antibody	5 mL	RTU
Chromogen Component A	0.2 mL	RTU
Chromogen Component B	4 mL	RTU
Signal Enhancer	5 mL	RTU
Counter Staining Reagent	5 mL	RTU
Mounting Media	5 mL	RTU
Control Slide	1 slide (Optional)	FFPE
Datasheet	1 Copy	
Manual	1 Copy	

Storage Instructions

All the reagents are stored at 2-8°C. The kit is stable for 6 months from the date of receipt.

Background

Inhibitor of apoptosis-stimulating protein of p53 (iASPP), encoded by PPP1R13L gene, is often overexpressed in human cancers. The ASPP family includes three members, namely ASPP1, ASPP2, and iASPP, which are specific regulators of p53-, p63-, and p73-mediated apoptosis. ASPP1 and ASPP2 enhance the apoptotic function of p53, whereas iASPP specifically inhibits p53-mediated apoptosis. Overexpression of iASPP is associated with resistance to cisplatin-induced apoptosis and radiation therapy. iASPP plays a pivotal role in regulating cancer cell proliferation and tumor progression. Primary antibody in this kit could both recognize unphosphorylated and phosphorylated iASPP.

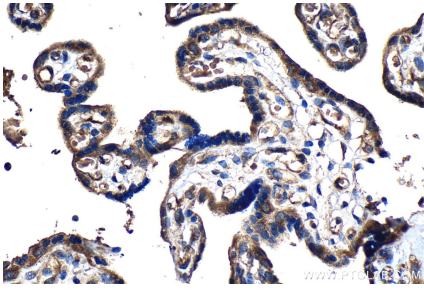
Synonyms

iASPP, Inhibitor of ASPP protein, NFkB interacting protein 1, NKIP1, PPP1R13B like protein, PPP1R13BL, PPP1R13L, Protein iASPP, RAI, RelA associated inhibitor

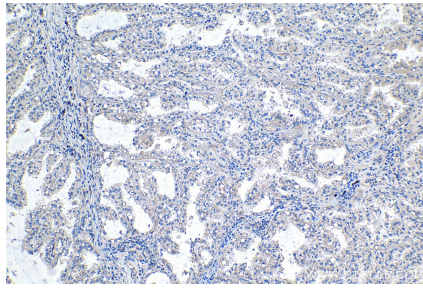
For technical support and original validation data for this product please contact:
T: 1 (888) 4PTGLAB (1-888-478-4522) (toll free in USA), or 1(312) 455-8498 (outside USA)
E: proteintech@ptglab.com
W: ptglab.com

This product is exclusively available under Proteintech Group brand and is not available to purchase from any other manufacturer.

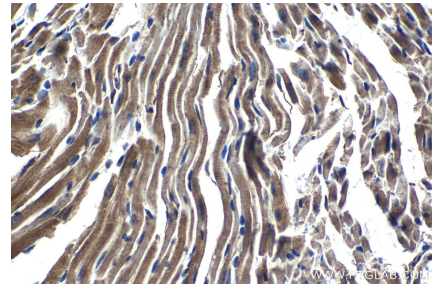
Selected Validation Data



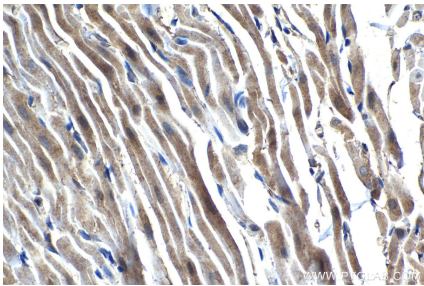
Immunohistochemical analysis of paraffin-embedded human placenta tissue slide using KHC1281 (PPP1R13L IHC Kit).



Immunohistochemical analysis of paraffin-embedded human lung cancer tissue slide using KHC1281 (PPP1R13L IHC Kit).



Immunohistochemical analysis of paraffin-embedded mouse heart tissue slide using KHC1281 (PPP1R13L IHC Kit).



Immunohistochemical analysis of paraffin-embedded rat heart tissue slide using KHC1281 (PPP1R13L IHC Kit).