

IHC*easy* HMGN1 Ready-To-Use IHC Kit

Catalog Number: **KHC1410**

General Information

Sample type:
FFPE tissue

Cited sample type:

Reactivity:
Human, Mouse, Rat

Cited Reactivity:

Assay type:
Immunohistochemistry

Primary antibody type:
Rabbit Polyclonal

Secondary antibody type:
Polymer-HRP-Goat anti-Rabbit

Kit Component

Component	Size	Concentration
Antigen Retrieval Buffer	100 mL	50×
Washing Buffer	100 mL × 2	20×
Blocking Buffer	5 mL	RTU
Primary Antibody	5 mL	RTU
Secondary Antibody	5 mL	RTU
Chromogen Component A	0.2 mL	RTU
Chromogen Component B	4 mL	RTU
Signal Enhancer	5 mL	RTU
Counter Staining Reagent	5 mL	RTU
Mounting Media	5 mL	RTU
Control Slide	1 slide (Optional)	FFPE
Datasheet	1 Copy	
Manual	1 Copy	

Storage Instructions

All the reagents are stored at 2-8°C. The kit is stable for 6 months from the date of receipt.

Background

HMGN1 (high-mobility group nucleosome-binding protein 1) is a member of the HMG superfamily of nonhistone chromatin-binding proteins, which which regulate chromatin structure and gene transcription. It binds to the inner side of the nucleosomal DNA thus altering the interaction between the DNA and the histone octamer. It may participate in the process which maintains transcribable genes in a unique chromatin conformation, and inhibit the phosphorylation of nucleosomal histones H3 and H2A by RPS6KA5/MSK1 and RPS6KA3/RSK2 expressed abundantly.

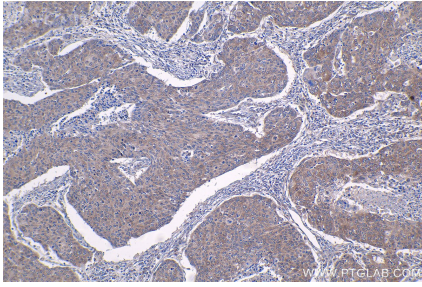
Synonyms

HMG14, HMGN1

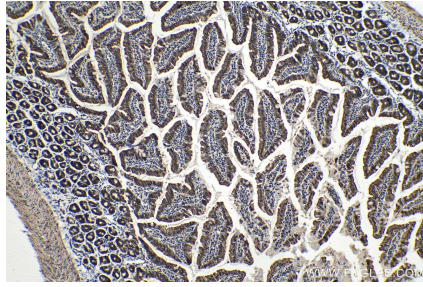
For technical support and original validation data for this product please contact:
T: 1 (888) 4PTGLAB (1-888-478-4522) (toll free in USA), or 1(312) 455-8498 (outside USA)
E: proteintech@ptglab.com
W: ptglab.com

This product is exclusively available under Proteintech Group brand and is not available to purchase from any other manufacturer.

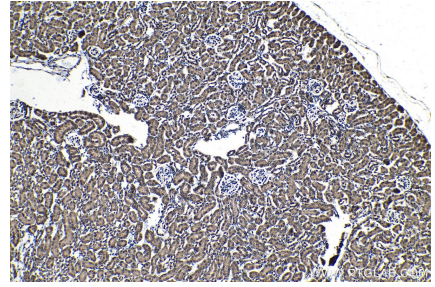
Selected Validation Data



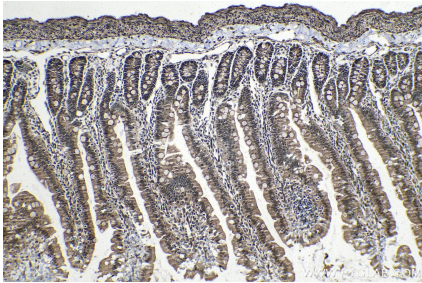
Immunohistochemical analysis of paraffin-embedded human lung cancer tissue slide using KHC1410 (HMGN1 IHC Kit).



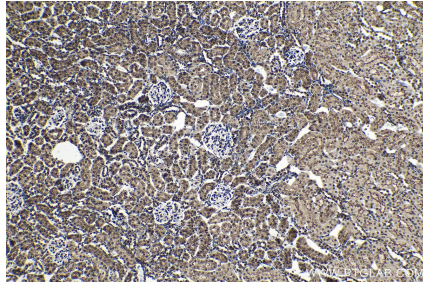
Immunohistochemical analysis of paraffin-embedded mouse small intestine tissue slide using KHC1410 (HMGN1 IHC Kit).



Immunohistochemical analysis of paraffin-embedded mouse kidney tissue slide using KHC1410 (HMGN1 IHC Kit).



Immunohistochemical analysis of paraffin-embedded rat small intestine tissue slide using KHC1410 (HMGN1 IHC Kit).



Immunohistochemical analysis of paraffin-embedded rat kidney tissue slide using KHC1410 (HMGN1 IHC Kit).