

IHC*easy* CNOT3 Ready-To-Use IHC Kit

Catalog Number: **KHC1471**

General Information

Sample type:
FFPE tissue

Cited sample type:

Reactivity:
Human, Mouse, Rat

Cited Reactivity:

Assay type:
Immunohistochemistry

Primary antibody type:
Rabbit Polyclonal

Secondary antibody type:
Polymer-HRP-Goat anti-Rabbit

Kit Component

| Component | Size | Concentration |
|--------------------------|--------------------|---------------|
| Antigen Retrieval Buffer | 100 mL | 50× |
| Washing Buffer | 100 mL ×2 | 20× |
| Blocking Buffer | 5 mL | RTU |
| Primary Antibody | 5 mL | RTU |
| Secondary Antibody | 5 mL | RTU |
| Chromogen Component A | 0.2 mL | RTU |
| Chromogen Component B | 4 mL | RTU |
| Signal Enhancer | 5 mL | RTU |
| Counter Staining Reagent | 5 mL | RTU |
| Mounting Media | 5 mL | RTU |
| Control Slide | 1 slide (Optional) | FFPE |
| Datasheet | 1 Copy | |
| Manual | 1 Copy | |

Storage Instructions

All the reagents are stored at 2-8°C. The kit is stable for 6 months from the date of receipt.

Background

The CCR4-NOT complex, the major deadenylase in mammalian cells, shortens the mRNA poly(A) tail and leads to the destabilization of mRNAs. The CCR4-NOT complex plays pivotal roles in various physiological functions, including cell apoptosis, proliferation, and metabolism. CNOT3, belongs to the CCR4-NOT complex, has a critical role in maintaining mouse and human ESC identity as a protein complex and inhibit differentiation into the extraembryonic lineages. It is also involved in the regulation of the spindle assembly checkpoint.

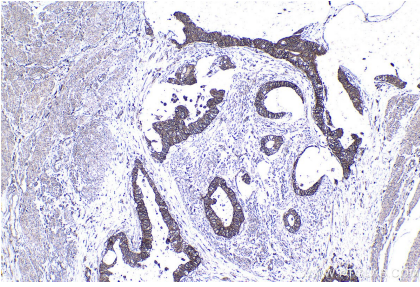
Synonyms

CCR4 associated factor 3, CNOT3, KIAA0691, LENG2, NOT3, NOT3H

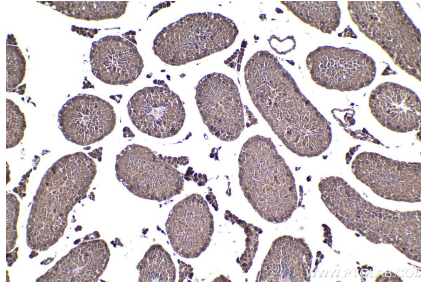
For technical support and original validation data for this product please contact:
T: 1 (888) 4PTGLAB (1-888-478-4522) (toll free in USA), or 1(312) 455-8498 (outside USA)
E: proteintech@ptglab.com
W: ptglab.com

This product is exclusively available under Proteintech Group brand and is not available to purchase from any other manufacturer.

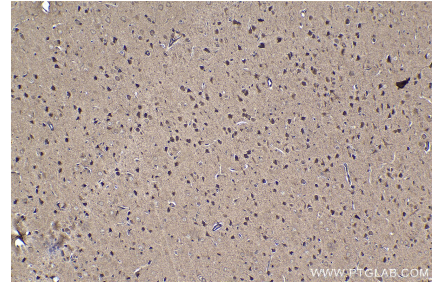
Selected Validation Data



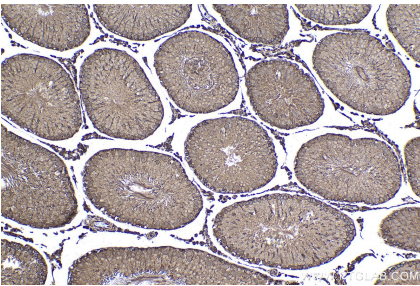
Immunohistochemical analysis of paraffin-embedded human urothelial carcinoma tissue slide using KHC1471 (CNOT3 IHC Kit).



Immunohistochemical analysis of paraffin-embedded mouse testis tissue slide using KHC1471 (CNOT3 IHC Kit).



Immunohistochemical analysis of paraffin-embedded rat brain tissue slide using KHC1471 (CNOT3 IHC Kit).



Immunohistochemical analysis of paraffin-embedded rat testis tissue slide using KHC1471 (CNOT3 IHC Kit).