

IHC*easy* U2AF2 Ready-To-Use IHC Kit

Catalog Number: **KHC1566**

General Information

Sample type:
FFPE tissue

Cited sample type:

Reactivity:
Human, Mouse, Rat

Cited Reactivity:

Assay type:
Immunohistochemistry

Primary antibody type:
Mouse Monoclonal

Secondary antibody type:
Polymer-HRP-Goat anti-Mouse

Kit Component

Component	Size	Concentration
Antigen Retrieval Buffer	100 mL	50×
Washing Buffer	100 mL ×2	20×
Blocking Buffer	5 mL	RTU
Primary Antibody	5 mL	RTU
Secondary Antibody	5 mL	RTU
Chromogen Component A	0.2 mL	RTU
Chromogen Component B	4 mL	RTU
Signal Enhancer	5 mL	RTU
Counter Staining Reagent	5 mL	RTU
Mounting Media	5 mL	RTU
Control Slide	1 slide (Optional)	FFPE
Datasheet	1 Copy	
Manual	1 Copy	

Storage Instructions

All the reagents are stored at 2-8°C. The kit is stable for 6 months from the date of receipt.

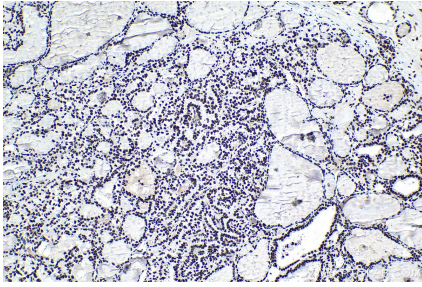
Background

U2AF2, also named as U2 auxiliary factor 65 kDa subunit, is a 475 amino acid protein, which belongs to the splicing factor SR family. U2AF2 is Necessary for the splicing of pre-mRNA. By recruiting PRPF19 and the PRP19C/Prp19 complex/NTC/Nineteen complex to the RNA polymerase II C-terminal domain (CTD), pre-mRNA, may couple transcription to splicing.

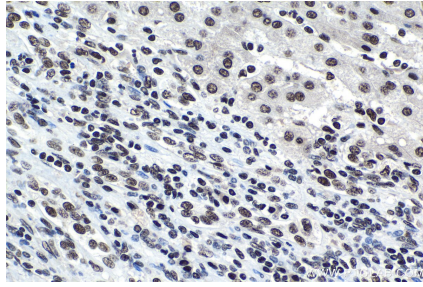
Synonyms

hU2AF(65), hU2AF65, U2AF2, U2AF65

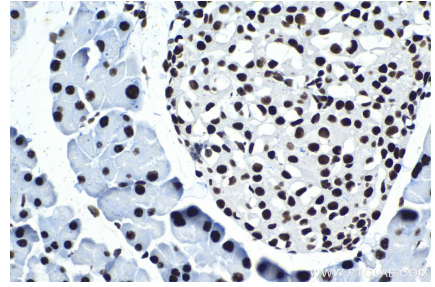
Selected Validation Data



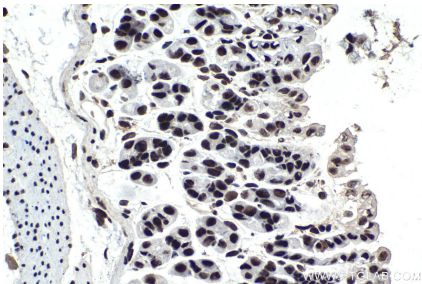
Immunohistochemical analysis of paraffin-embedded human thyroid cancer tissue slide using KHC1566 (U2AF2 IHC Kit).



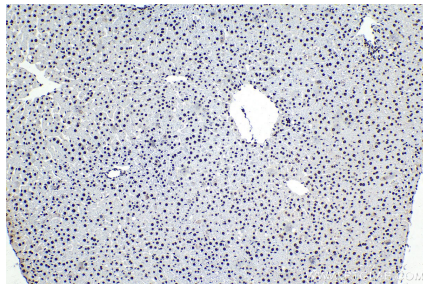
Immunohistochemical analysis of paraffin-embedded human liver cancer tissue slide using KHC1566 (U2AF2 IHC Kit).



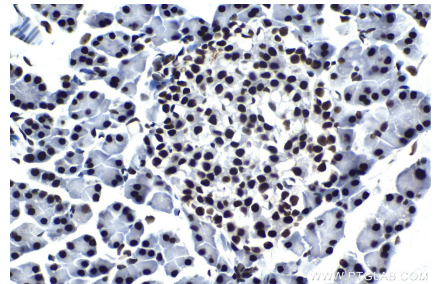
Immunohistochemical analysis of paraffin-embedded mouse pancreas tissue slide using KHC1566 (U2AF2 IHC Kit).



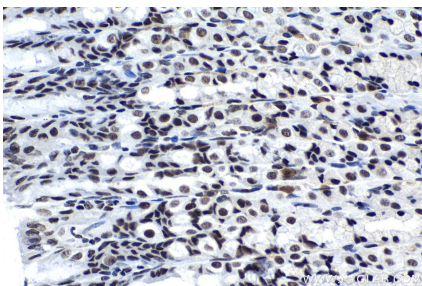
Immunohistochemical analysis of paraffin-embedded mouse stomach tissue slide using KHC1566 (U2AF2 IHC Kit).



Immunohistochemical analysis of paraffin-embedded rat liver tissue slide using KHC1566 (U2AF2 IHC Kit).



Immunohistochemical analysis of paraffin-embedded rat pancreas tissue slide using KHC1566 (U2AF2 IHC Kit).



Immunohistochemical analysis of paraffin-embedded rat stomach tissue slide using KHC1566 (U2AF2 IHC Kit).