

# IHC*easy* PSMC4 Ready-To-Use IHC Kit

Catalog Number: **KHC1598**

## General Information

**Sample type:**  
FFPE tissue

**Cited sample type:**

**Reactivity:**  
Human, Mouse, Rat

**Cited Reactivity:**

**Assay type:**  
Immunohistochemistry

**Primary antibody type:**  
Rabbit Polyclonal

**Secondary antibody type:**  
Polymer-HRP-Goat anti-Rabbit

## Kit Component

Component	Size	Concentration
Antigen Retrieval Buffer	100 mL	50×
Washing Buffer	100 mL ×2	20×
Blocking Buffer	5 mL	RTU
Primary Antibody	5 mL	RTU
Secondary Antibody	5 mL	RTU
Chromogen Component A	0.2 mL	RTU
Chromogen Component B	4 mL	RTU
Signal Enhancer	5 mL	RTU
Counter Staining Reagent	5 mL	RTU
Mounting Media	5 mL	RTU
Control Slide	1 slide (Optional)	FFPE
Datasheet	1 Copy	
Manual	1 Copy	

## Storage Instructions

All the reagents are stored at 2-8°C. The kit is stable for 6 months from the date of receipt.

## Background

PSMC4 (proteasome (prosome, macropain) 26S subunit, ATPase, 4) is also named as TBP7, S6, TBP7, MIP224 and belongs to the AAA ATPase family. The 26S protease is involved in the ATP-dependent degradation of ubiquitinated proteins. The predicted 458-amino acid TBP7 protein is 57% identical to TBP1 and they can form heterodimers.

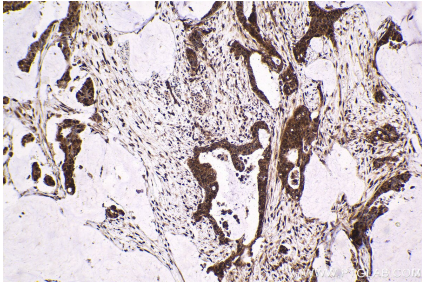
## Synonyms

MB67 interacting protein, MIP224, PSMC4, S6, Tat binding protein 7, TBP 7, TBP7

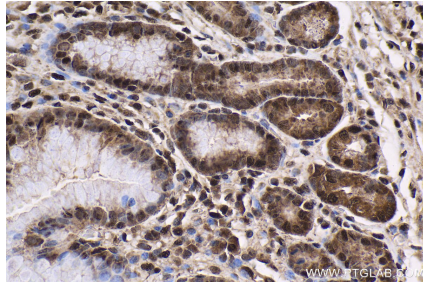
For technical support and original validation data for this product please contact:  
T: 1 (888) 4PTGLAB (1-888-478-4522) (toll free in USA), or 1(312) 455-8498 (outside USA)  
E: [proteintech@ptglab.com](mailto:proteintech@ptglab.com)  
W: [ptglab.com](http://ptglab.com)

This product is exclusively available under Proteintech Group brand and is not available to purchase from any other manufacturer.

## Selected Validation Data



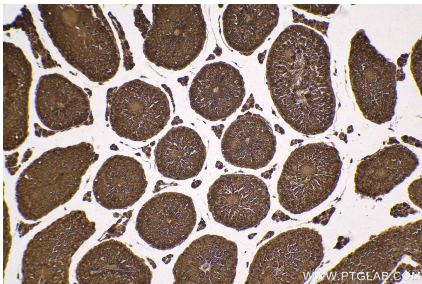
Immunohistochemical analysis of paraffin-embedded human urothelial carcinoma tissue slide using KHC1598 (PSMC4 IHC Kit).



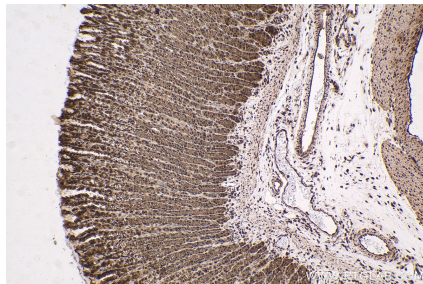
Immunohistochemical analysis of paraffin-embedded human stomach cancer tissue slide using KHC1598 (PSMC4 IHC Kit).



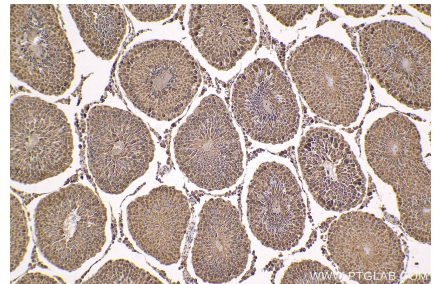
Immunohistochemical analysis of paraffin-embedded mouse stomach tissue slide using KHC1598 (PSMC4 IHC Kit).



Immunohistochemical analysis of paraffin-embedded mouse testis tissue slide using KHC1598 (PSMC4 IHC Kit).



Immunohistochemical analysis of paraffin-embedded rat stomach tissue slide using KHC1598 (PSMC4 IHC Kit).



Immunohistochemical analysis of paraffin-embedded rat testis tissue slide using KHC1598 (PSMC4 IHC Kit).