

IHC*easy* ITGB3BP Ready-To-Use IHC Kit

Catalog Number: **KHC1711**

General Information

Sample type:
FFPE tissue

Cited sample type:

Reactivity:
Human, Mouse, Rat

Cited Reactivity:

Assay type:
Immunohistochemistry

Primary antibody type:
Rabbit Polyclonal

Secondary antibody type:
Polymer-HRP-Goat anti-Rabbit

Kit Component

Component	Size	Concentration
Antigen Retrieval Buffer	100 mL	50×
Washing Buffer	100 mL × 2	20×
Blocking Buffer	5 mL	RTU
Primary Antibody	5 mL	RTU
Secondary Antibody	5 mL	RTU
Chromogen Component A	0.2 mL	RTU
Chromogen Component B	4 mL	RTU
Signal Enhancer	5 mL	RTU
Counter Staining Reagent	5 mL	RTU
Mounting Media	5 mL	RTU
Control Slide	1 slide (Optional)	FFPE
Datasheet	1 Copy	
Manual	1 Copy	

Storage Instructions

All the reagents are stored at 2-8°C. The kit is stable for 6 months from the date of receipt.

Background

ITGB3BP, also named as CENPR and NRIF3; is a transcription coregulator that can have both coactivator and corepressor functions. ITGB3BP acts as a coactivator for estrogen receptor alpha. It acts as a transcriptional corepressor via its interaction with the NFKB1 NF-kappa-B subunit, possibly by interfering with the transactivation domain of NFKB1. ITGB3BP induces apoptosis in breast cancer cells, but not in other cancer cells, via a caspase-2 mediated pathway that involves mitochondrial membrane permeabilization but does not require other caspases.

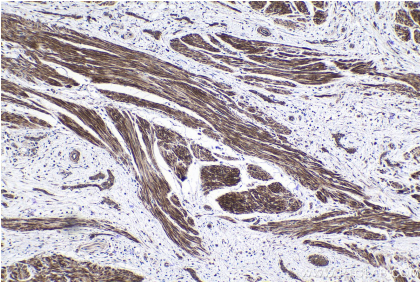
Synonyms

Beta 3 endonexin, CENP R, CENPR, Centromere protein R, HSU37139, ITGB3BP, NRIF3, TAP20

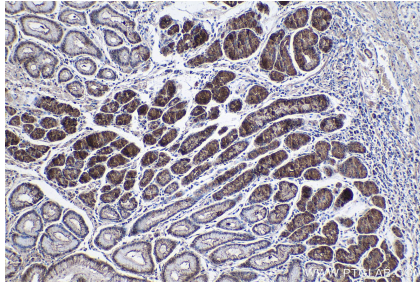
For technical support and original validation data for this product please contact:
T: 1 (888) 4PTGLAB (1-888-478-4522) (toll free in USA), or 1(312) 455-8498 (outside USA)
E: proteintech@ptglab.com
W: ptglab.com

This product is exclusively available under Proteintech Group brand and is not available to purchase from any other manufacturer.

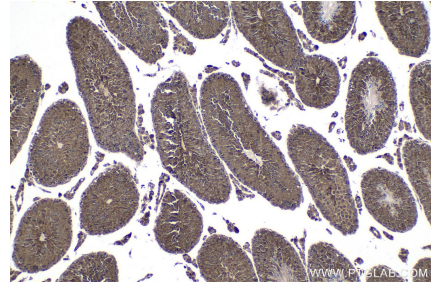
Selected Validation Data



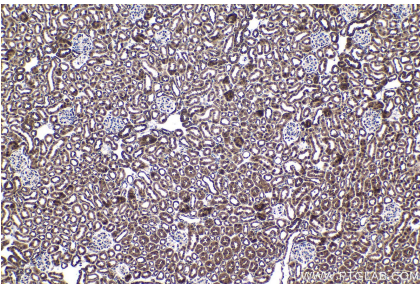
Immunohistochemical analysis of paraffin-embedded human urothelial carcinoma tissue slide using KHC1711 (ITGB3BP IHC Kit).



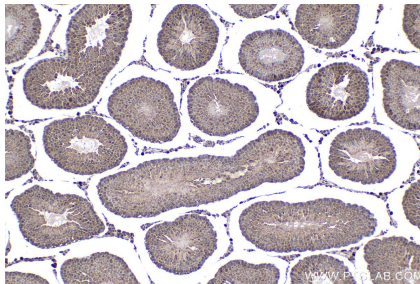
Immunohistochemical analysis of paraffin-embedded human stomach cancer tissue slide using KHC1711 (ITGB3BP IHC Kit).



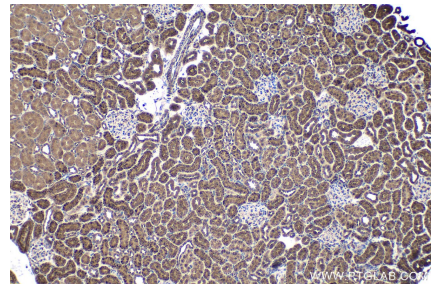
Immunohistochemical analysis of paraffin-embedded mouse testis tissue slide using KHC1711 (ITGB3BP IHC Kit).



Immunohistochemical analysis of paraffin-embedded mouse kidney tissue slide using KHC1711 (ITGB3BP IHC Kit).



Immunohistochemical analysis of paraffin-embedded rat testis tissue slide using KHC1711 (ITGB3BP IHC Kit).



Immunohistochemical analysis of paraffin-embedded rat kidney tissue slide using KHC1711 (ITGB3BP IHC Kit).