

IHC*easy* HNF4G Ready-To-Use IHC Kit

Catalog Number: **KHC1733**

General Information

Sample type:
FFPE tissue

Cited sample type:

Reactivity:
Human, Mouse, Rat

Cited Reactivity:

Assay type:
Immunohistochemistry

Primary antibody type:
Rabbit Polyclonal

Secondary antibody type:
Polymer-HRP-Goat anti-Rabbit

Kit Component

Component	Size	Concentration
Antigen Retrieval Buffer	100 mL	50×
Washing Buffer	100 mL × 2	20×
Blocking Buffer	5 mL	RTU
Primary Antibody	5 mL	RTU
Secondary Antibody	5 mL	RTU
Chromogen Component A	0.2 mL	RTU
Chromogen Component B	4 mL	RTU
Signal Enhancer	5 mL	RTU
Counter Staining Reagent	5 mL	RTU
Mounting Media	5 mL	RTU
Control Slide	1 slide (Optional)	FFPE
Datasheet	1 Copy	
Manual	1 Copy	

Storage Instructions

All the reagents are stored at 2-8°C. The kit is stable for 6 months from the date of receipt.

Background

HNF4 (hepatocyte nuclear factor 4) is a nuclear receptor protein that has a critical role in hepatocyte differentiation and function. Two isoforms of human HNF4 exist, HNF4-alpha and HNF4-gamma, which are encoded by two separate genes HNF4A and HNF4G respectively. HNF4-gamma has a lower transcription activation potential than HNF4-alpha. HNF4-gamma is expressed in kidney, gut, pancreas, and testis. It has been reported to be involved in cancer progression.

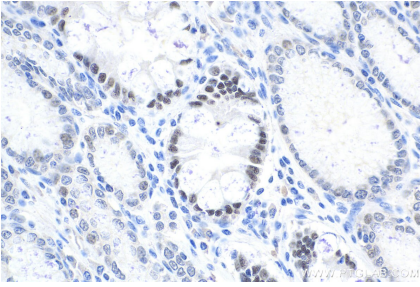
Synonyms

HNF 4 gamma, HNF4G, NR2A2, NR2A3

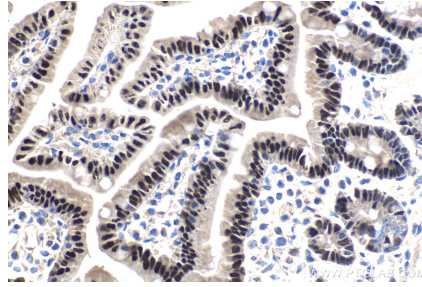
For technical support and original validation data for this product please contact:
T: 1 (888) 4PTGLAB (1-888-478-4522) (toll free in USA), or 1(312) 455-8498 (outside USA)
E: proteintech@ptglab.com
W: ptglab.com

This product is exclusively available under Proteintech Group brand and is not available to purchase from any other manufacturer.

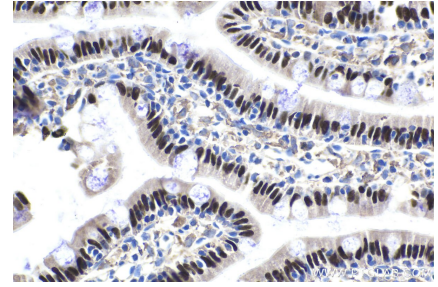
Selected Validation Data



Immunohistochemical analysis of paraffin-embedded human stomach cancer tissue slide using KHC1733 (HNF4G IHC Kit).



Immunohistochemical analysis of paraffin-embedded mouse small intestine tissue slide using KHC1733 (HNF4G IHC Kit).



Immunohistochemical analysis of paraffin-embedded rat small intestine tissue slide using KHC1733 (HNF4G IHC Kit).