

IHC*easy* ANP32B Ready-To-Use IHC Kit

Catalog Number: **KHC1850**

General Information

Sample type:
FFPE tissue

Cited sample type:

Reactivity:
Human, Mouse, Rat

Cited Reactivity:

Assay type:
Immunohistochemistry

Primary antibody type:
Rabbit Polyclonal

Secondary antibody type:
Polymer-HRP-Goat anti-Rabbit

Kit Component

Component	Size	Concentration
Antigen Retrieval Buffer	100 mL	50×
Washing Buffer	100 mL ×2	20×
Blocking Buffer	5 mL	RTU
Primary Antibody	5 mL	RTU
Secondary Antibody	5 mL	RTU
Chromogen Component A	0.2 mL	RTU
Chromogen Component B	4 mL	RTU
Signal Enhancer	5 mL	RTU
Counter Staining Reagent	5 mL	RTU
Mounting Media	5 mL	RTU
Control Slide	1 slide (Optional)	FFPE
Datasheet	1 Copy	
Manual	1 Copy	

Storage Instructions

All the reagents are stored at 2-8°C. The kit is stable for 6 months from the date of receipt.

Background

ANP32B is a member of the highly conserved acidic leucine-rich nuclear phosphoprotein 32 (ANP32) family. The ANP32 proteins have been implicated in a broad array of physiological processes, including cell differentiation, apoptotic cell death, and cell proliferation. ANP32B was identified as a novel direct substrate for caspase-3 and acted as a negative regulator for leukemic cell apoptosis. ANP32B controls the expression of the dendritic cell maturation factor CD83 by regulating the transport of its mRNA to the cytoplasm. It also modulates the activity of the transcription factor Kruppel-like factor 5 (KLF5).

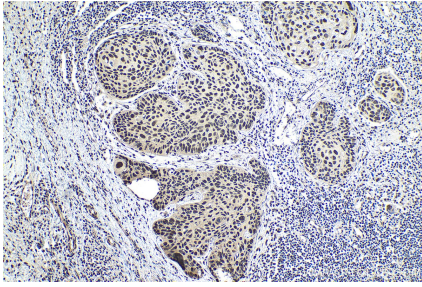
Synonyms

ANP32B, APRIL, PHAPI2, Silver stainable protein SSP29, SSP29

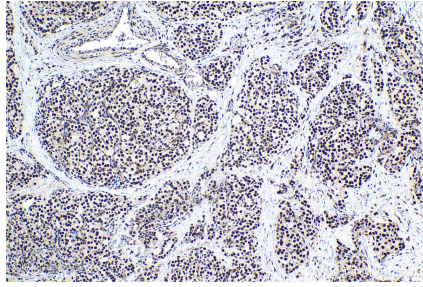
For technical support and original validation data for this product please contact:
T: 1 (888) 4PTGLAB (1-888-478-4522) (toll free in USA), or 1(312) 455-8498 (outside USA)
E: proteintech@ptglab.com
W: ptglab.com

This product is exclusively available under Proteintech Group brand and is not available to purchase from any other manufacturer.

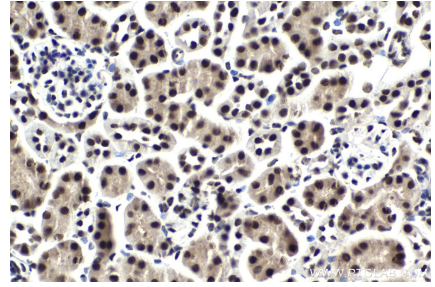
Selected Validation Data



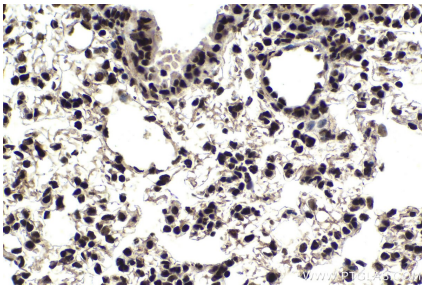
Immunohistochemical analysis of paraffin-embedded human lung cancer tissue slide using KHC1850 (ANP32B IHC Kit).



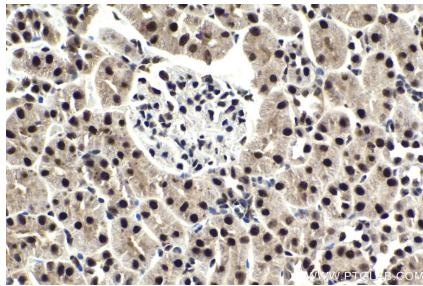
Immunohistochemical analysis of paraffin-embedded human thyroid cancer tissue slide using KHC1850 (ANP32B IHC Kit).



Immunohistochemical analysis of paraffin-embedded mouse kidney tissue slide using KHC1850 (ANP32B IHC Kit).



Immunohistochemical analysis of paraffin-embedded mouse lung tissue slide using KHC1850 (ANP32B IHC Kit).



Immunohistochemical analysis of paraffin-embedded rat kidney tissue slide using KHC1850 (ANP32B IHC Kit).