

# IHC*easy* DDX17 Ready-To-Use IHC Kit

Catalog Number: **KHC1859**

## General Information

**Sample type:**  
FFPE tissue

**Cited sample type:**

**Reactivity:**  
Human, Mouse, Rat

**Cited Reactivity:**

**Assay type:**  
Immunohistochemistry

**Primary antibody type:**  
Rabbit Polyclonal

**Secondary antibody type:**  
Polymer-HRP-Goat anti-Rabbit

## Kit Component

Component	Size	Concentration
Antigen Retrieval Buffer	100 mL	50×
Washing Buffer	100 mL ×2	20×
Blocking Buffer	5 mL	RTU
Primary Antibody	5 mL	RTU
Secondary Antibody	5 mL	RTU
Chromogen Component A	0.2 mL	RTU
Chromogen Component B	4 mL	RTU
Signal Enhancer	5 mL	RTU
Counter Staining Reagent	5 mL	RTU
Mounting Media	5 mL	RTU
Control Slide	1 slide (Optional)	FFPE
Datasheet	1 Copy	
Manual	1 Copy	

## Storage Instructions

All the reagents are stored at 2-8°C. The kit is stable for 6 months from the date of receipt.

## Background

DDX17, also named as DEAD box protein p72 and DEAD box protein p82, is a 729 amino acid protein, which belongs to the DEAD box helicase family. DDX5/DBP2 subfamily. DDX17 is widely expressed. Levels tend to increase during colon cancer progression, from very low in benign hyperplastic polyps to very high in tubular and villous adenomas. DDX17 as an RNA helicase unwinds RNA and alters RNA structures through ATP binding and hydrolysis. DDX17 is involved in multiple cellular processes, including pre-mRNA splicing, alternative splicing, ribosomal RNA processing and miRNA processing, as well as transcription regulation. It regulates the alternative splicing of exons exhibiting specific features. Identification and characterisation of p72, a novel human nuclear DEAD box protein, which shows a striking homology to p68.

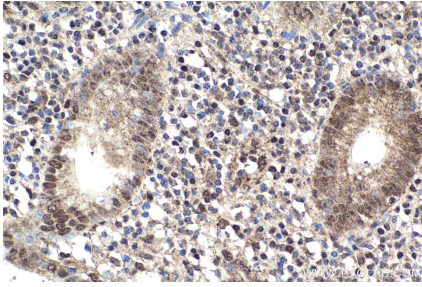
## Synonyms

DDX17, DEAD box protein 17, DEAD box protein p72, P72, RH70, RNA dependent helicase p72

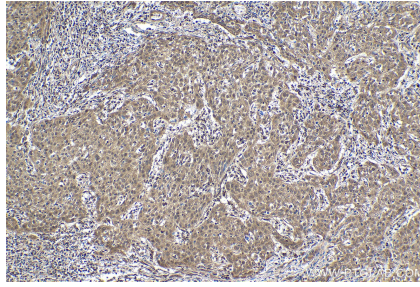
For technical support and original validation data for this product please contact:  
T: 1 (888) 4PTGLAB (1-888-478-4522) (toll free in USA), or 1(312) 455-8498 (outside USA)  
E: [proteintech@ptglab.com](mailto:proteintech@ptglab.com)  
W: [ptglab.com](http://ptglab.com)

This product is exclusively available under Proteintech Group brand and is not available to purchase from any other manufacturer.

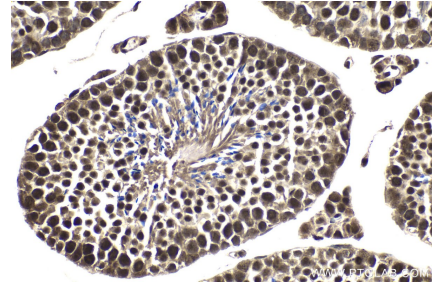
## Selected Validation Data



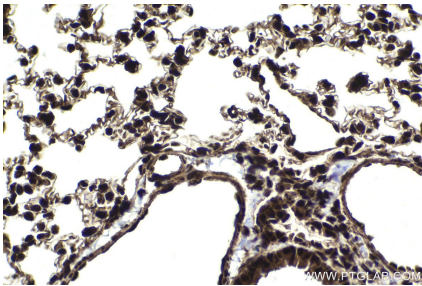
Immunohistochemical analysis of paraffin-embedded human appendicitis tissue slide using KHC1859 (DDX17 IHC Kit).



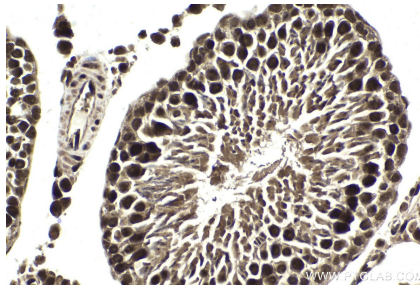
Immunohistochemical analysis of paraffin-embedded human cervical cancer tissue slide using KHC1859 (DDX17 IHC Kit).



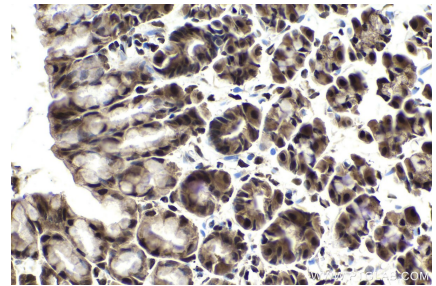
Immunohistochemical analysis of paraffin-embedded mouse testis tissue slide using KHC1859 (DDX17 IHC Kit).



Immunohistochemical analysis of paraffin-embedded mouse lung tissue slide using KHC1859 (DDX17 IHC Kit).



Immunohistochemical analysis of paraffin-embedded rat testis tissue slide using KHC1859 (DDX17 IHC Kit).



Immunohistochemical analysis of paraffin-embedded rat stomach tissue slide using KHC1859 (DDX17 IHC Kit).