

IHC*easy* KAT5 Ready-To-Use IHC Kit

Catalog Number: **KHC1862**

General Information

Sample type:
FFPE tissue

Cited sample type:

Reactivity:
Human, Mouse

Cited Reactivity:

Assay type:
Immunohistochemistry

Primary antibody type:
Rabbit Polyclonal

Secondary antibody type:
Polymer-HRP-Goat anti-Rabbit

Kit Component

Component	Size	Concentration
Antigen Retrieval Buffer	100 mL	50×
Washing Buffer	100 mL × 2	20×
Blocking Buffer	5 mL	RTU
Primary Antibody	5 mL	RTU
Secondary Antibody	5 mL	RTU
Chromogen Component A	0.2 mL	RTU
Chromogen Component B	4 mL	RTU
Signal Enhancer	5 mL	RTU
Counter Staining Reagent	5 mL	RTU
Mounting Media	5 mL	RTU
Control Slide	1 slide (Optional)	FFPE
Datasheet	1 Copy	
Manual	1 Copy	

Storage Instructions

All the reagents are stored at 2-8°C. The kit is stable for 6 months from the date of receipt.

Background

KAT5, also named as The histone acetyltransferase (HAT) Tat interactive protein belongs to the MYST protein family that contains atypical zinc finger and histone acetyltransferase domains. Also, KAT5 contains a chromodomain. KAT5 is a catalytic subunit of the NuA4 histone acetyltransferase complex. The NuA4 HAT complex plays a role in transcriptional activation of select genes mainly by acetylation of nucleosomal histone H4 and H2A, which influence nucleosome-DNA interaction and promotes interaction of the modified histones with other proteins that could regulate transcription positively. This complex also involves in the activation of transcriptional programs associated with oncogene and proto-oncogene mediated growth induction, tumor suppressor mediated growth arrest and replicative senescence, DNA repair and apoptosis.

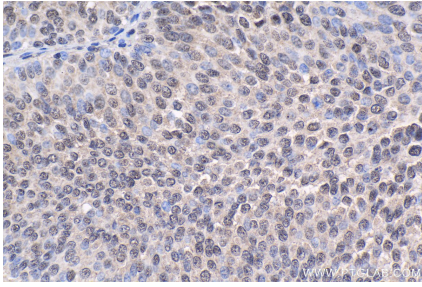
Synonyms

60 kDa Tat interactive protein, cPLA(2) interacting protein, cPLA2, ESA1, Histone acetyltransferase KAT5, HIV 1 Tat interactive protein, HTATIP, HTATIP1, K(lysine) acetyltransferase 5, KAT5, Lysine acetyltransferase 5, PLIP, TIP, TIP60

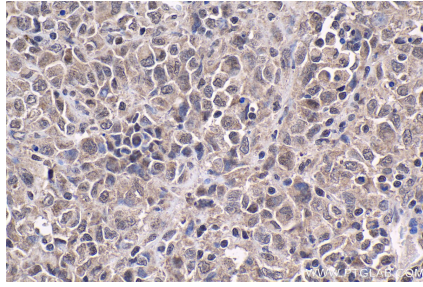
For technical support and original validation data for this product please contact:
T: 1 (888) 4PTGLAB (1-888-478-4522) (toll free in USA), or 1(312) 455-8498 (outside USA)
E: proteintech@ptglab.com
W: ptglab.com

This product is exclusively available under Proteintech Group brand and is not available to purchase from any other manufacturer.

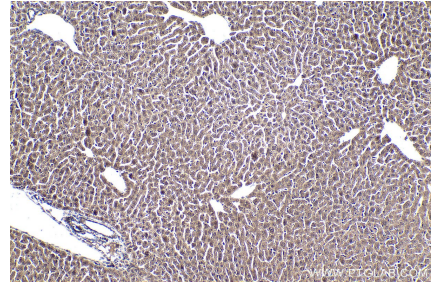
Selected Validation Data



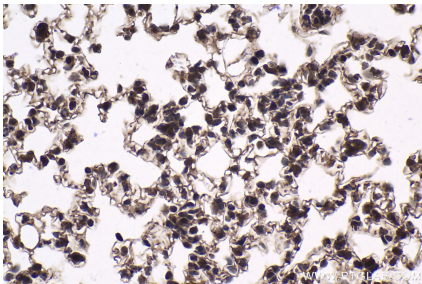
Immunohistochemical analysis of paraffin-embedded human urothelial carcinoma tissue slide using KHC1862 (KAT5 IHC Kit).



Immunohistochemical analysis of paraffin-embedded human malignant melanoma tissue slide using KHC1862 (KAT5 IHC Kit).



Immunohistochemical analysis of paraffin-embedded mouse liver tissue slide using KHC1862 (KAT5 IHC Kit).



Immunohistochemical analysis of paraffin-embedded mouse lung tissue slide using KHC1862 (KAT5 IHC Kit).