

# IHC*easy* SRRT Ready-To-Use IHC Kit

Catalog Number: **KHC1907**

## General Information

**Sample type:**  
FFPE tissue

**Cited sample type:**

**Reactivity:**  
Human, Mouse, Rat

**Cited Reactivity:**

**Assay type:**  
Immunohistochemistry

**Primary antibody type:**  
Rabbit Polyclonal

**Secondary antibody type:**  
Polymer-HRP-Goat anti-Rabbit

## Kit Component

Component	Size	Concentration
Antigen Retrieval Buffer	100 mL	50×
Washing Buffer	100 mL ×2	20×
Blocking Buffer	5 mL	RTU
Primary Antibody	5 mL	RTU
Secondary Antibody	5 mL	RTU
Chromogen Component A	0.2 mL	RTU
Chromogen Component B	4 mL	RTU
Signal Enhancer	5 mL	RTU
Counter Staining Reagent	5 mL	RTU
Mounting Media	5 mL	RTU
Control Slide	1 slide (Optional)	FFPE
Datasheet	1 Copy	
Manual	1 Copy	

## Storage Instructions

All the reagents are stored at 2-8°C. The kit is stable for 6 months from the date of receipt.

## Background

SRRT (Serrate RNA effector molecule homolog) is also named as ARS2 (Arsenite-resistance protein 2). ARS2/SRRT is an essential eukaryotic protein that has emerged as a critical factor in the sorting of functional from non-functional RNA polymerase II (Pol II) transcripts. SRRT protein is a key component of the nuclear cap-binding complex (CBC), which allows it to modulate the expression of various miRNAs. The SRRT protein is widely expressed throughout the eukaryotes, but not in budding yeast. SRRT has been shown to play a vital role in stem-cell renewal, proliferation, hematopoiesis, and RNA-mediated gene silencing and regulation of miRNA biogenesis. SRRT is involved in cellular proliferation and colony formation (tumorigenicity). Similarly, high SRRT expression has been found in cholangiocarcinoma. ARS2 showed ubiquitous expression, with the highest levels in mouse testes, heart, and liver and human heart and skeletal muscle.

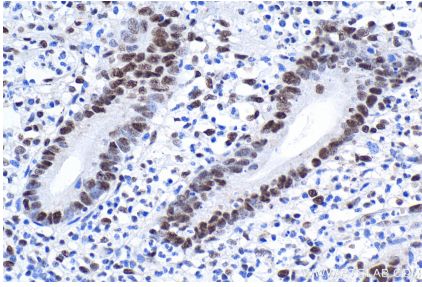
## Synonyms

ARS2, Arsenite resistance protein 2, ASR2, serrate, SRRT

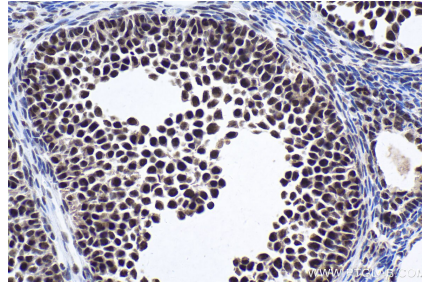
For technical support and original validation data for this product please contact:  
T: 1 (888) 4PTGLAB (1-888-478-4522) (toll free in USA), or 1(312) 455-8498 (outside USA)  
E: [proteintech@ptglab.com](mailto:proteintech@ptglab.com)  
W: [ptglab.com](http://ptglab.com)

This product is exclusively available under Proteintech Group brand and is not available to purchase from any other manufacturer.

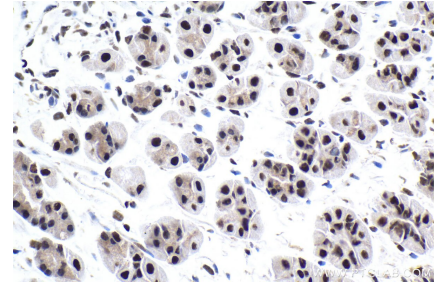
## Selected Validation Data



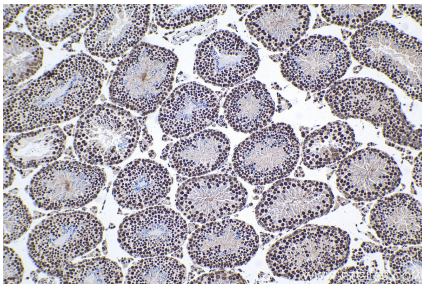
Immunohistochemical analysis of paraffin-embedded human appendicitis tissue slide using KHC1907 (SRRT IHC Kit).



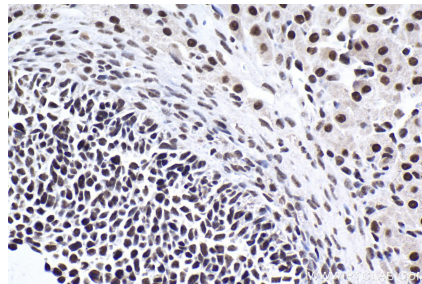
Immunohistochemical analysis of paraffin-embedded mouse ovary tissue slide using KHC1907 (SRRT IHC Kit).



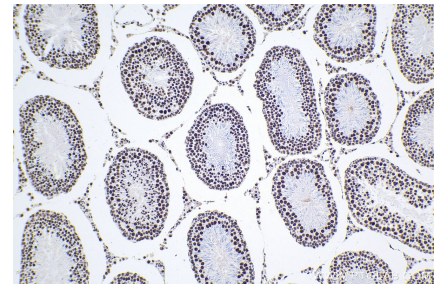
Immunohistochemical analysis of paraffin-embedded mouse stomach tissue slide using KHC1907 (SRRT IHC Kit).



Immunohistochemical analysis of paraffin-embedded mouse testis tissue slide using KHC1907 (SRRT IHC Kit).



Immunohistochemical analysis of paraffin-embedded rat ovary tissue slide using KHC1907 (SRRT IHC Kit).



Immunohistochemical analysis of paraffin-embedded rat testis tissue slide using KHC1907 (SRRT IHC Kit).